



MACMILLAN CHILDREN'S DICTIONARY

Carolyn Barraclough




MACMILLAN





MACMILLAN CHILDREN'S DICTIONARY




CONTENTS		Animals 2	46
<i>Notes to the Teacher</i>	2	Food 1	50
Toys	6	Food 2	54
Shapes and Colors/Colours	8	In the Home 1	58
In the Classroom	10	In the Home 2	62
In the Playground	14	Transportation	66
The Body	18	The Family	68
The Face	20	Weather and Seasons	70
My Day	22	At the Beach	72
Clothes	26	In the Town	74
Numbers and Time	30	In the Country	78
Positions	32	The Earth	82
Sports	34	Space	84
Having Fun	38	Jobs	86
Opposites	40	Music	90
Animals 1	42	<i>Wordlist</i>	92



Notes to the Teacher

The **Macmillan Children's Dictionary** combines clear, vibrant photographs with graded puzzle-type activities to bring a new dimension to vocabulary resources. The topic-based approach provides a meaningful context to reinforce memorization.

The **Macmillan Children's Dictionary** is intended mainly as a classroom resource which will help primary-age children consolidate and enlarge their vocabulary through guided practice. It can also be used as a personal reference resource at home with the aid of the alphabetical wordlist.



topic

wordbank

British and American English

Mr. Smile activity

graded activities

Organization

Topics

The dictionary is arranged by topic groupings. In general, the earlier topics are the simpler ones – such as Toys and Numbers. These and the middle topics – such as Animals and The Home – are likely to be common to most primary courses. The topics that occur towards the end of the book – such as Music and Jobs – are more applicable to children at the end of their primary course or just beginning their secondary studies.

Vocabulary

The vocabulary for each topic is presented in a photographic “wordbank”, either on one page or across one double-page spread. The

illustrated items within each topic are arranged thematically. Where words are different in British and American English, these are clearly marked.

Activities

Following on from each wordbank, the main graded activities are presented on one page or one double-page spread to correspond with the coverage of that topic.

Types of activities

Mr. Smile activities

For each topic, there is always an introductory oral activity. This is located at the bottom of the wordbank page and is presented via the Mr. Smile character.



These activities comprise three different types. Most require the children to answer using full sentences, and thus provide practice in pronunciation.

- **Looking and reading for specific information** e.g. Find the words beginning with ("c"). Find the words with (five) letters. How do you spell ...?
- **Personalization** e.g. Talk about your (toys).
- **Transfer of the situation to the children's own environment** e.g. Look and say activities using prepositions of place to describe items around them. Games such as I Spy are included for children who have progressed with their English.

Graded activities

The main activity pages include graded tasks covering a wide range of word-building skills. The first activity always involves a simple task (such as matching), so that even the youngest children can complete it with some confidence. This activity also has the lowest-level vocabulary and will be appropriate for the early levels of the course. Subsequent activities within each topic become gradually more complex, both in terms of vocabulary level and cognitive challenge.

Care has been taken to provide a balance of different activity functions. These functions can be summarized as follows:

- **Knowledge of meaning** can be demonstrated through writing labels, matching words to pictures, finding opposites, finding the odd one out in a lexical set, etc. At a slightly higher level, this extends to such activities as sorting words into similar groups.
- **Word recognition and reading skills** are developed by means of wordsearch puzzles, finding a word, counting, etc. Short reading passages also extend these skills at a higher level.
- **Spelling** may involve answering simple questions with one-word or two-word answers, completing crosswords, or solving anagrams. At a higher level, the children may be writing short sentences in guided practice (e.g. spotting the difference between two pictures) or doing free practice.
- **Dictionary skills** are developed, usually in the form of matching words to simple definitions. Sorting words into groups provides practice in classification, and alphabetical-ordering activities help the children to look up words in this or any other dictionary.
- **Word formation** is covered through work on simple verb forms and plurals in topics where these are particularly relevant.

Using the Macmillan Children's Dictionary in the classroom

How can I introduce a new topic?

Before the children open the dictionary, you could tell them what topic they will be studying and ask them to guess what words they might find on the wordbank page. Write their suggestions on the board, then ask the children to open the dictionary at the appropriate page and compare their guesses with the wordbank.

Give the children time to explore all the photographs on the page. Then ask them which words are familiar to them. Help with any pronunciation problems at this stage. Remind them of any vocabulary they have forgotten. If necessary, introduce new items relevant to the particular graded activity they will be completing.

How can I set up the Mr. Smile activities?

These are designed as an introduction to each topic, giving the children the chance to use vocabulary in a simple context.

The Mr. Smile activities can usually be organized as pairwork. You could set this up by giving an initial demonstration with a volunteer. Once the children have understood the activity, walk around listening to the practice. Help if necessary and correct any pronunciation difficulties.

Let the children work at their own level by selecting words that are familiar to them. Encourage the more adventurous children to try using new vocabulary: if it appeals to them, they are more likely to remember it.

Which of the graded activities can the children complete?

The number of activities that children can complete will depend on their age and on the amount of English they have studied. The activities within a given topic do not all need to be completed at one time. The children may return to some topics at a later stage in their studies in order to recycle and extend their word power.

How can I set up the graded activities?

First, you should specify whether the children can refer to the main photographic wordbank while doing the task. You may wish them to memorize certain vocabulary items, in which case you can present these in an earlier lesson or set them as homework. However, reference to the wordbank pages when completing activities may help where the children are less familiar with a topic, and some activities may actually require such reference.

Next, outline the task for the children. If they are unfamiliar with a particular activity type, you could do one or two examples on the board with the whole class.

Ideas bank: quick activities for further practice

- **Cover and guess.**

The children work in pairs. Using their hand or a piece of paper cut to size, one child selects an item from a wordbank page and covers the label.

- > What's this?
- > It's a ...

- **What do you like?**

The children work in pairs, asking and answering personal questions about the wordbank items.

- > What X do you like the best?
- > I like Y the best.

For further practice, add:

- > Can you spell that, please?

You could extend the practice by getting the children to report on their partner's answers.

- > My friend likes Y the best.

The report could be given orally or it could be in written form on a separate sheet of paper, accompanied by a drawing. The work can then be displayed.

- **Find the object.**

Real objects can be the basis of successful transfer activities in topics such as Toys, Clothes, Numbers, In the Home, etc. The required items should be brought to class and arranged around the classroom.

The simplest way of conducting this practice is with an instruction:

- > Point to X.

- **Guess the object.**

A more challenging way of presenting the previous activity is to hide the objects in a bag and ask the children to guess by touch alone. Alternatively, hide the objects with a cloth and let the children guess by shape.

All of these options are suitable for team games with the whole class.

Alternatively, this can be done as an I Spy game.

- > I spy with my little eye, something beginning with (b).
- > Is it a ...?

- **Say and draw.**

Describe an action and ask the children to draw it. This can also be organized as a team game, with a child from each team coming up to the board to draw.

- > Draw a man riding a bike.

This activity, and the following one, would work particularly well with topics such as Sports, In the Playground, My Day, and Jobs.

- **Watch and guess.**

Either you or a child mimes an action for the class to guess.

- **Spelling game.**

A child from one team chooses a word from a given topic and asks:

- > How do you spell X?

The children in the opposite team must answer with their books closed. The team with the most correct answers wins.

- **Look and remember.**

The children work in pairs. Set a time limit (say, two minutes) for the memorization of all the words, or a thematic group of words, on the wordbank page. Then allocate one child in each pair to test the other. This can be done as an oral or a written test.

All these activities should be kept simple and fun – the children will learn best when they are enjoying themselves.

Toys



train



plane



kite



car



bus



puppet



blocks



monster



jigsaw puzzle



teddy bear



ball



robot



doll



xylophone



computer game



yoyo

Talk about your toys.
>I have a plane and some blocks.



dice



pieces
counters

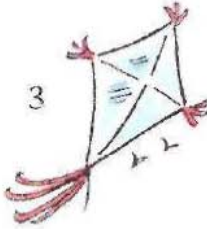


board game

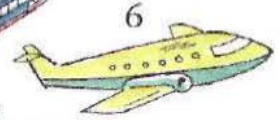


dinosaur


1. Write.



1.	c	a	r						
2.	d								
3.	k								
4.	b								
5.	t								
6.	p								
7.	d								
8.	t								

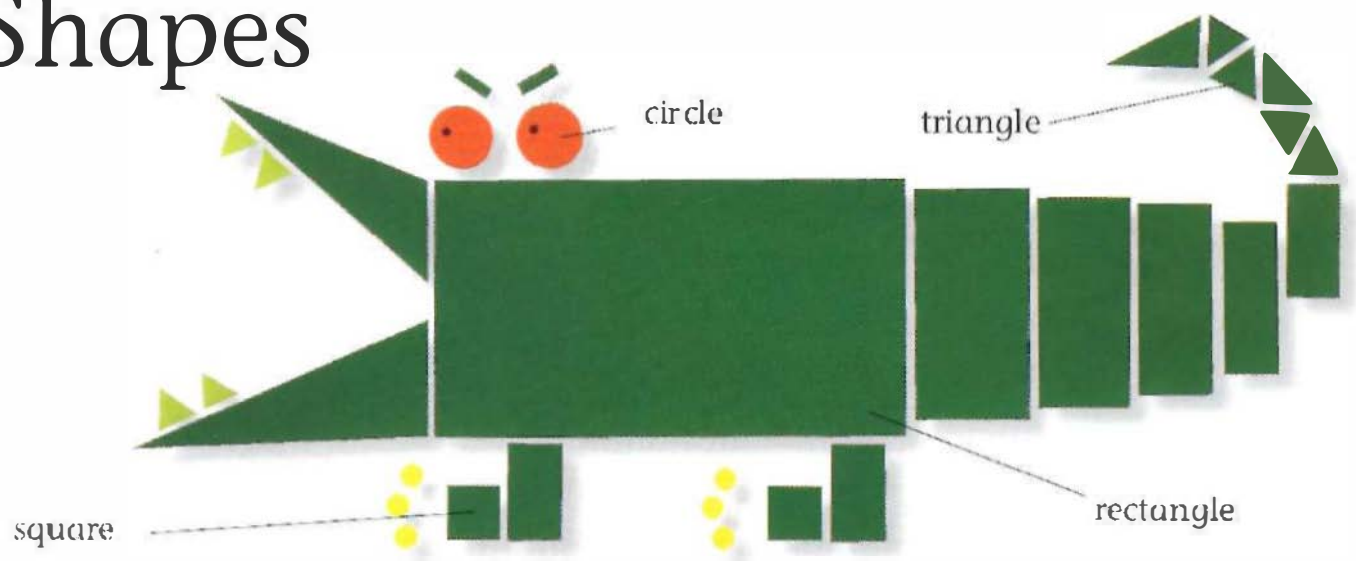


2. Match and write.



1. Sara has a computer game.
2. Nick _____
3. Anna _____
4. Alex _____
5. Julia _____
6. Peter _____

Shapes



Colors/ Colours



What color/colour do you like?
 >I like blue the best.



 gray
 grey

1. Color/colour and write the shape.

1. red  rectangle

2. black  _____

3. blue  _____

4. green  _____

5. purple  _____

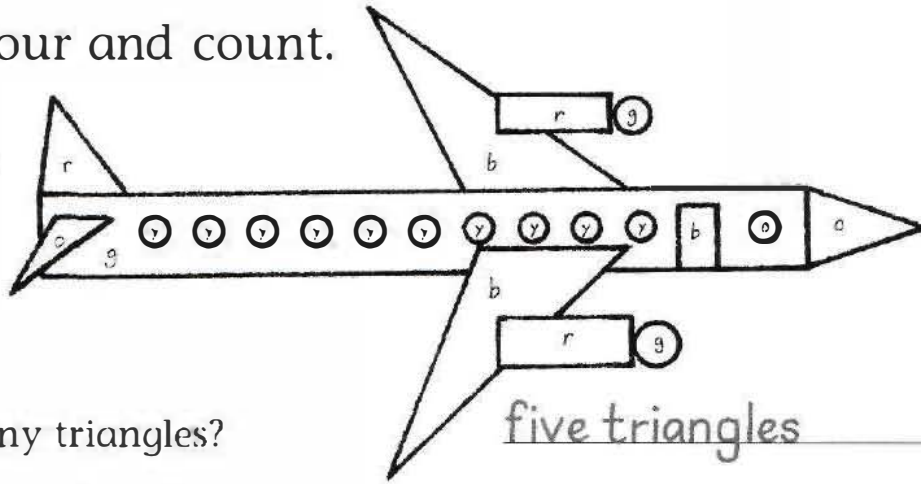
6. yellow  _____

7. pink  _____

8. white  _____

2. Color/colour and count.

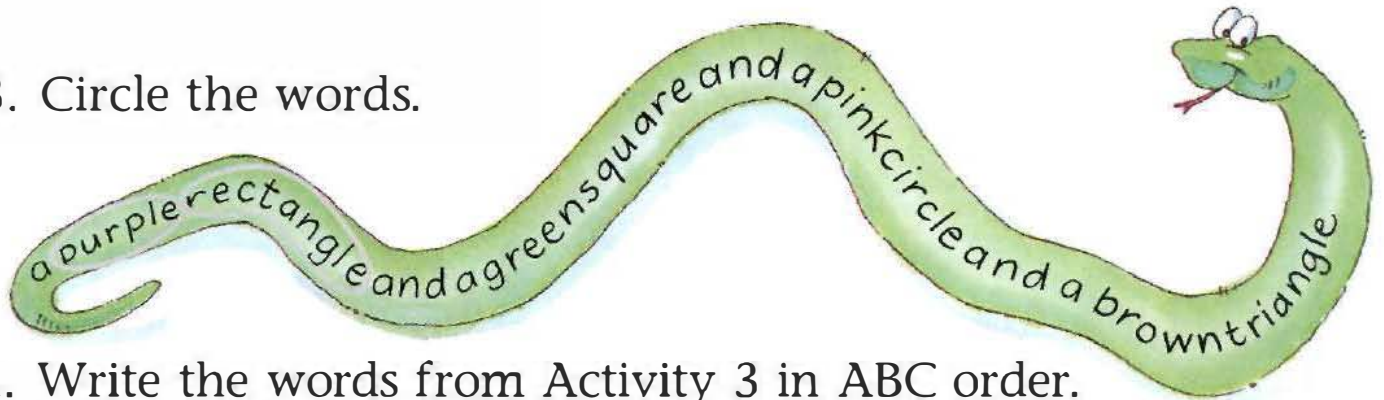
b = blue
g = gray/grey
r = red
o = orange
y = yellow



1. How many triangles?
2. How many circles?
3. How many rectangles?
4. How many squares?

five triangles

3. Circle the words.



4. Write the words from Activity 3 in ABC order.


1. brown
2. _____
3. _____
4. _____

5. _____
6. _____
7. _____
8. _____

In the Classroom



ruler



pencil case



pencil



eraser
r bber



paintbrush



paint



pen



pencil sharpener



crayon



paper



desk



chair



glue



chalk



bag



board

student pupil

teacher

Look and say.

>In my pencil case I have a ruler and two pencils.






computer



globe




map




book



counting



reading



writing

notebook



listening

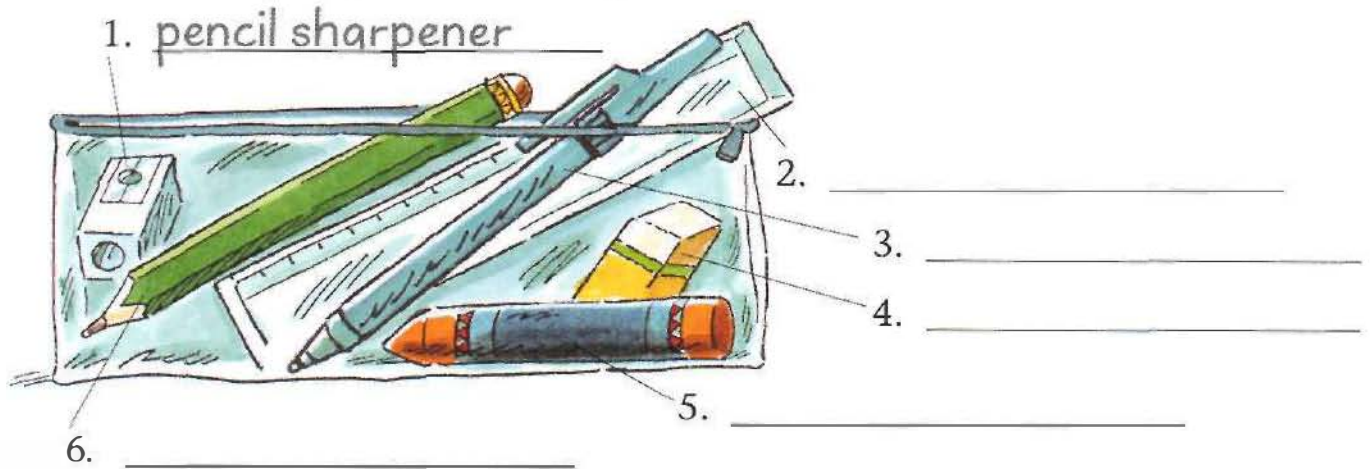


drawing



painting

1. Label the objects in the pencil case.



2. Write ✓ (true) or ✗ (false).



1. He's writing.



4. She's reading.



2. She's painting.



5. He's listening.



3. He's drawing.



6. She's counting.

3. Look at Activity 2 and write correct sentences.

1. He's reading. _____

2. _____


3. _____

4. _____

5. _____

6. _____

4. Match and write.



1. paper
2. globe
3. book
4. paint

b

5. paintbrush
6. board
7. desk

8. map
9. chair
10. computer

5. Make one true and one false sentence about the picture in Activity 4. Tell your friend.

Use: counting, drawing, listening, painting, reading, writing.



The red monster is listening.



False.

In the Playground



pointing



clapping



running



walking



catching



throwing



standing



shouting



sitting


Point and say.
> She's pointing.





hopping



 jumping rope
skipping



jumping



talking



smiling



laughing



drinking



eating

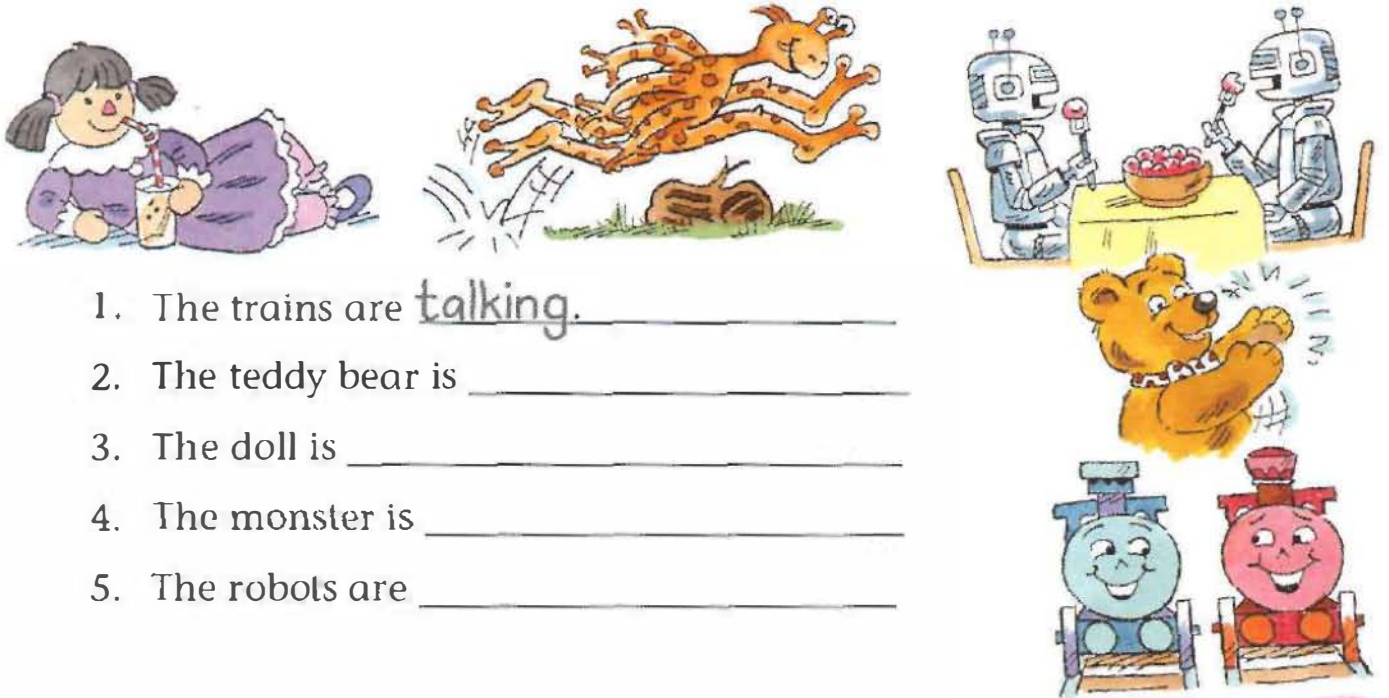


I'm tired.

I'm bored.

1. Look and complete.


drinking eating clapping talking jumping



1. The trains are talking.
2. The teddy bear is _____
3. The doll is _____
4. The monster is _____
5. The robots are _____

2. Read, write, and color/colour.


1. The orange clown is bored. e
2. The red clown is shouting.
3. The blue clown is tired.
4. The yellow clown is smiling.
5. The green clown is laughing.



3. Count and write.

1. How many clowns are standing? _____
2. How many clowns are sitting? _____

4. Match and write.



1. They're drinking.
2. She's drinking.
3. She's hopping.
4. He's running.
5. He's throwing.

i

6. They're running.
7. He's catching.
8. They're sitting.
9. She's walking.
10. She's pointing.

5. Write the verbs from Activity 3 in the present simple.


1. I drink.
2. _____
3. _____
4. _____
5. _____

6. _____
7. _____
8. _____
9. _____
10. _____

The Body




Play with your friend.
> Touch your hand.



1. Find or draw a picture of you. Write labels.

head
foot
arm
hand
leg



2. Write the words in ABC order.


leg chest
arm thumb
~~ankle~~ knee
mouth hand
finger face



- | | |
|-----------------------|-----------|
| 1. <u>ankle</u> _____ | 6. _____ |
| 2. _____ | 7. _____ |
| 3. _____ | 8. _____ |
| 4. _____ | 9. _____ |
| 5. _____ | 10. _____ |

3. Circle the odd one out.

1. foot wrist toe heel
2. ankle hand finger thumb
3. arm shoulder stomach elbow
4. leg head foot knee

The Face



 mustache
 moustache



ears



teeth



beard



eyelashes

Find the words
beginning with
"e".

>Eye, ...



1. Match and write.




a nose b eye c ear d teeth e mouth f hair

2. Read and match.

1. Melanie Monster has a purple nose and pink eyelashes. She has blue lips.
2. Marvin Monster has an orange beard. He has blue eyebrows and a green nose.
3. Micky Monster has green lips and an orange tongue. He has pink cheeks.



3. Look and circle.





1. This is Mary's eye / forehead / eyebrow .
2. These are her eyebrows / eyes / ears .
3. These are her teeth / cheeks / eyebrows .
4. This is her nose / tongue / lip .
5. These are her teeth / eyelashes / cheeks .
6. This is her lip / beard / chin .

My Day



I get up.





 I take a shower.
 I have a shower.



I get dressed.



 I eat breakfast.
 I have breakfast.



I make my bed.



I brush my hair.



I brush my teeth.





I go to school.



I write.



 I eat lunch.
 I have lunch.



I read.

Point and say.

>He gets up.



I come home.



I do my homework.



I go shopping.



I phone my friends.



I go skateboarding.





I clean my room.



I play with my friends.



 I eat dinner.
 I have dinner.




I wash the dishes.




I get undressed and go to bed.



I go to sleep.



1. Put the pictures in order.



2. Look at Activity 1 and write sentences.

1. She gets up.
2. She _____
3. She _____
4. She _____

3. Look and write.


1. He makes his bed.
2. _____
3. _____
4. _____



4. Match.

- | | |
|--------|---------------|
| 1. go | dressed |
| 2. do | skateboarding |
| 3. get | undressed |
| 4. get | shopping |
| 5. go | my homework |

5. Write about you.



1. At seven o'clock I get up.



2. _____



3. _____



4. _____



5. _____



6. _____



7. _____

6. Ask and answer.



What do you do at seven o'clock?

I get up.



Clothes



Talk about your clothes.

>I'm wearing a red T-shirt today.

>I'm wearing black shoes today.





sweater



cardigan



skirt



running suit
tracksuit



suit



ring



earrings



watch





buttons



shorts

1. Draw and label a picture of you in your party clothes.



2. Sort and write.

cap boots shorts raincoat gloves scarf sunglasses
sandals umbrella T-shirt










a hot, sunny day

cap

a cold, rainy day

3. Write.

1. j a c k e t


1.  2.  3.  4.  5.  6.  7.  8.  9. 

4. Find and write the mystery word in 3.

The mystery word is _____.

5. Sort and draw.

1. jeans
2. suits
3. sleeves
4. glasses
5. tights
6. shoes
7. buttons

Always have -s	Sometimes have -s
	

Numbers

1 one **2** two **3** three **4** four **5** five **6** six **7** seven **8** eight **9** nine **10** ten **11** eleven

12 twelve **13** thirteen **14** fourteen **15** fifteen **16** sixteen **17** seventeen **18** eighteen **19** nineteen

20 twenty **21** twenty-one **30** thirty **40** forty **50** fifty **60** sixty **70** seventy **80** eighty **90** ninety

100 one hundred **101** one hundred and one **1 000** one thousand **1 000 000** one million

Time



two o'clock



a quarter after two
 a quarter past two



two-thirty
 half past two



a quarter to three

Draw and ask your friend.

>What time is it?



>It's a quarter to six.



morning



noon midday



afternoon



evening

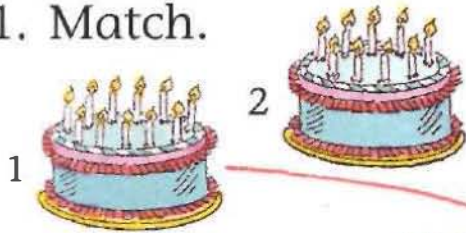


night



midnight


1. Match.



a Kate is nine.



b Paul is eight.



c Rob is eleven.



d Helen is ten.

2. Write.



1. forty



4. _____

2. _____

5. _____


3. _____


6. _____


3. Complete.

night afternoon ~~morning~~ evening morning

1. Jill gets up at  seven o'clock in the morning.

2. She goes to school at  _____
in the _____.

3. She comes home at  _____ in the
_____.

4. She does her homework at  _____
in the _____.

5. She goes to bed at  _____ at
_____.

Positions



in



on




under



↑
up

↓
down



 next to



 beside



in front of



behind



between




opposite



on
the left

on
the right

Look at your classroom and say.
>The pencil is on the table.



over



through



around

1. Read and draw.



1. The mouse is on the table.





2. The mouse is under the table.



3. The mouse is in the mug.

4. The mouse is behind the mug.

2. Write ✓ (true) or ✗ (false).



1. The red cat is opposite the yellow cat.


2. The pink cat is between the orange cat and the black cat.

3. The blue cat is next to the pink cat.

4. The green cat is in front of the yellow cat.

3. Draw a line and follow Jogger Joe.

Jogger Joe runs over the bridge. He runs around the pond. Then he runs through the woods. He runs up the hill and then he runs down again.



Sports

helmet



riding a bike



riding a horse



sailing



windsurfing



racket

playing tennis

fishing



playing field hockey
playing hockey

What do you like?

>I like *swimming* the best.




scuba diving





swimming



 playing football
playing American football



 playing soccer
playing football



hoop

playing basketball



doing karate



roller-skating



inline skating



bat

playing baseball



skiing



bat

playing table tennis



doing gymnastics

playing
volleyball



1. Look and circle.



1. He is roller-skating / playing basketball / skiing .



2 She is riding a horse / riding a bike / swimming .




3. He is swimming / skiing / doing gymnastics .




4. She is riding a bike / roller-skating / doing karate .

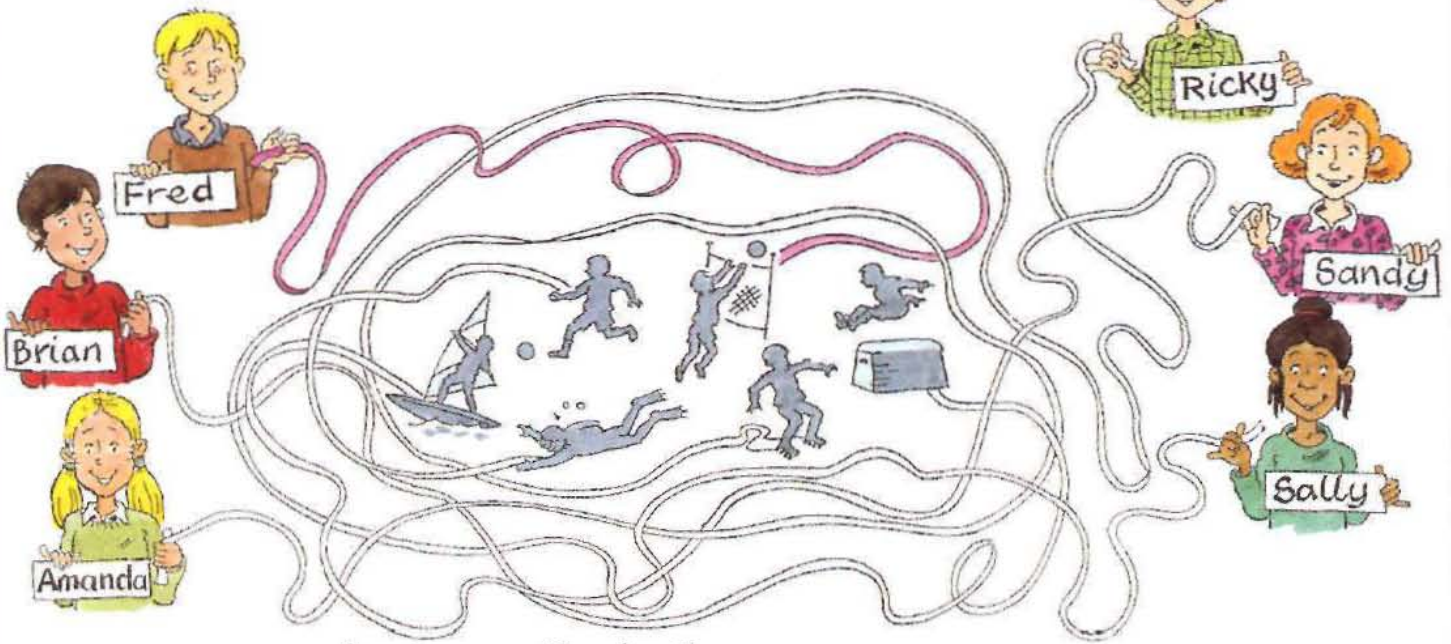
2. Write.



3. Find and write the mystery word in Activity 2.



4. Match and complete.





1. Fred likes playing volleyball.
2. Brian likes _____
3. Amanda likes _____
4. Ricky likes _____
5. Sandy likes _____
6. Sally likes _____

5. Do a class survey.


A clipboard with a silver clip at the top. The survey form on the clipboard has the following text:

Jan	likes	swimming.
	likes	
	likes	
	likes	
	likes	
	likes	
	likes	
	likes	

Having Fun



Party



present

ice cream

soda
 pop

candle

cake

candies
 sweets

potato chips
 crisps

cookies
 biscuits

juice

balloon

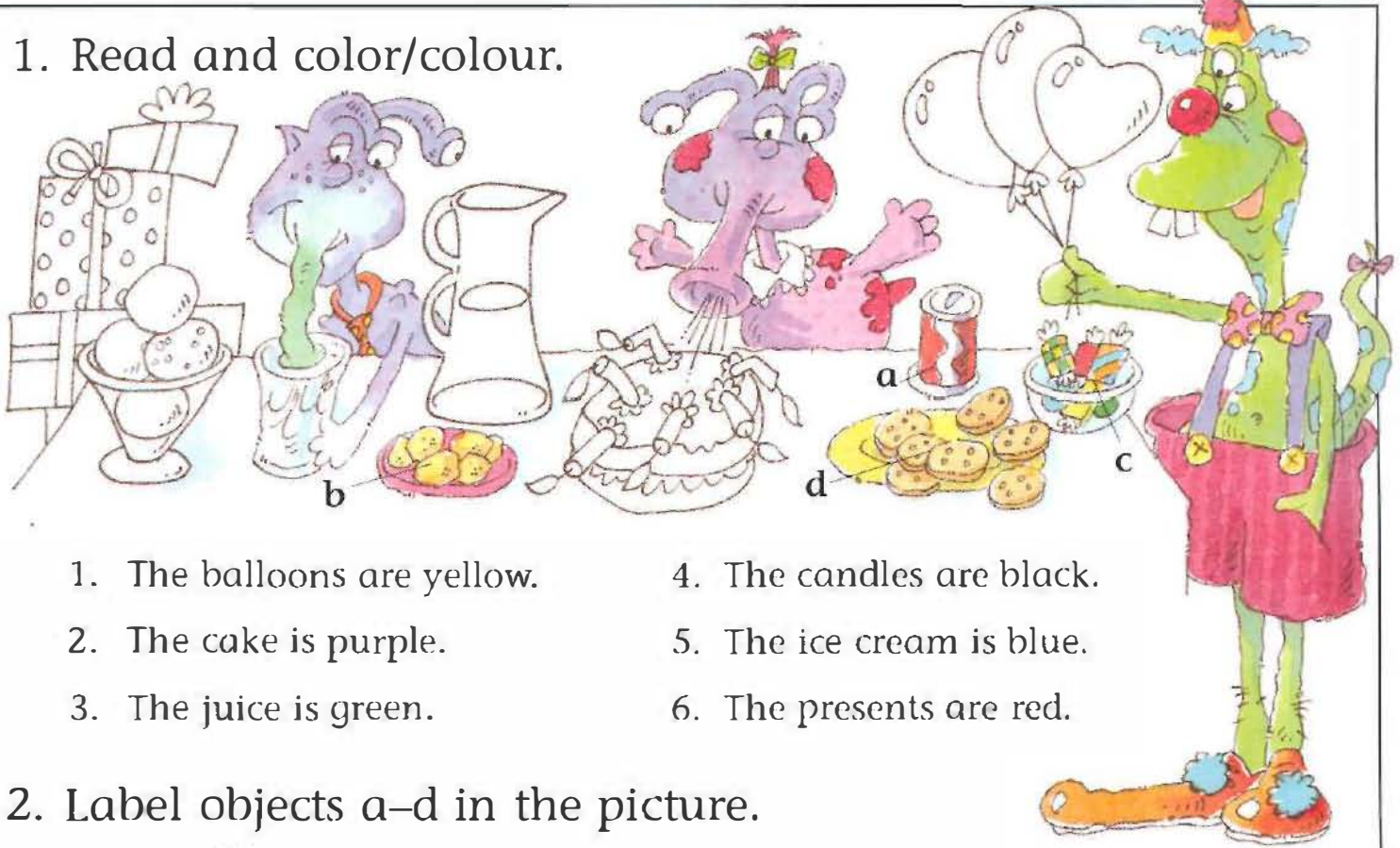
Ask and answer.

>How do you spell circus?

>c-i-r-c-u-s

Happy Birthday!

1. Read and color/colour.




1. The balloons are yellow.
2. The cake is purple.
3. The juice is green.
4. The candles are black.
5. The ice cream is blue.
6. The presents are red.

2. Label objects a–d in the picture.

a _____ b _____ c _____ d _____

3. Write.



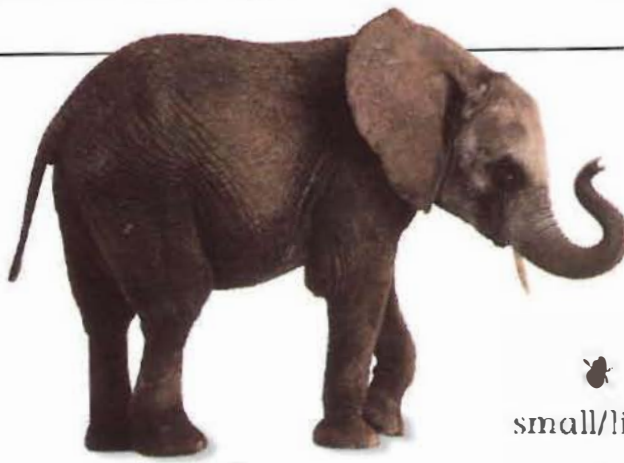
1. circus _____
2. c _____
3. j _____

4. a _____
5. p _____
6. c _____

4. Find and write.

The letter ___ is in all the words in Activity 3.

Opposites



heavy



light

small/little



big/large

top



bottom



long



short



sad



happy



thin



fat



tall



short



old



new



clean

dirty



old



young

Ask and answer.

>What's the opposite of heavy?

>Light.



wet



dry



open



closed




slow




fast

1. Draw and write.




1. new




old. _____



3. happy



2. short



4. big



2. Spot the difference. Complete.



1. The girl is tall.
2. She is feeling _____
3. Her shoes are _____
4. The dog is _____
5. The bird is _____
6. The window is _____



- The girl is short.
- She is feeling _____
- Her shoes are _____
- The dog is _____
- The bird is _____
- The window is _____


Animals 1



sheep



goat



cow



donkey




horse



zebra



giraffe



cheetah



tiger



koala



lion



wolf




fox

Point, ask, and answer.

>What's this?

>It's a sheep.





camel



reindeer



monkey



panda




kangaroo



hippo



gorilla



rhino



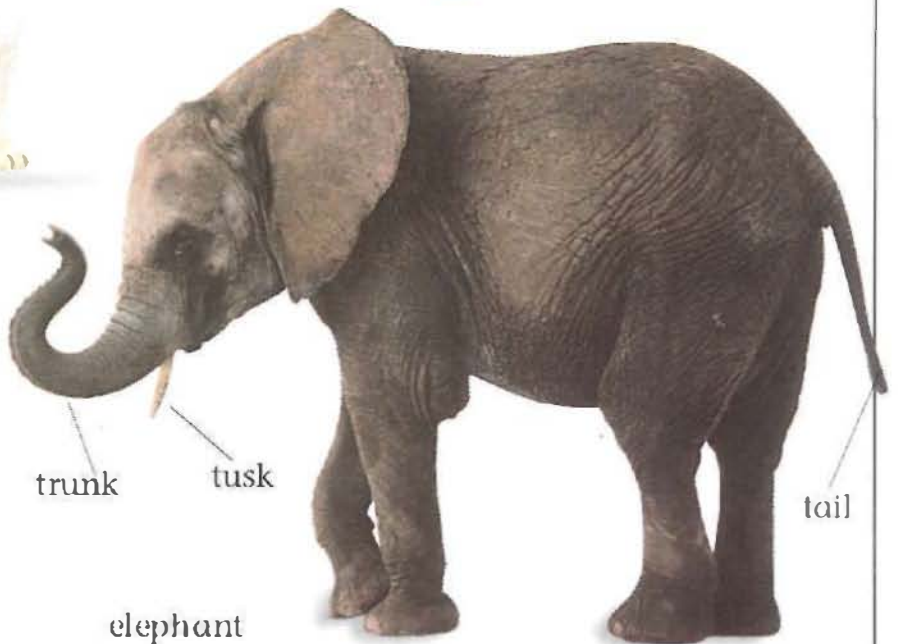
polar bear



bear




chimpanzee



elephant

1. Look at the first letters and complete.

1. Lee is a **l**ion. _____
2. Winnie is a _____
3. Tom is a _____
4. Gill is a _____
5. Zak is a _____
6. Molly is a _____
7. Ed is an _____
8. Bess is a _____



2. Find and count.




1. How many donkeys?
2. How many goats?
3. How many horses?
4. How many cows?

3. Find the mystery animal in Activity 2.

The mystery animal is a _____.

4. Look at the picture.
Write the animal words.



- | | |
|----------|-----------|
| 1. bear | 8. _____ |
| 2. _____ | 9. _____ |
| 3. _____ | 10. _____ |
| 4. _____ | 11. _____ |
| 5. _____ | 12. _____ |
| 6. _____ | 13. _____ |
| 7. _____ | 14. _____ |
| | 15. _____ |

5. Write.

The zoo animals in Activity 4 are in ABC order.
Which letters of the alphabet are missing?

a _____

6. Write about your zoo.

1. In my zoo I would like to have _____

2. In my zoo I would NOT like to have _____

Animals 2



bat



squirrel



rabbit



paw

dog



paw

cat



mouse



snake



frog



tortoise



crocodile



lizard



turtle



worm



snail



spider



 ladybug
 ladybird



cockroach



fly



grasshopper



bee



butterfly



scorpion

Find the animals beginning with "s".

>Squirrel, ...





parrot



owl



peacock



ostrich



goose



penguin



duck



swan



octopus



seal



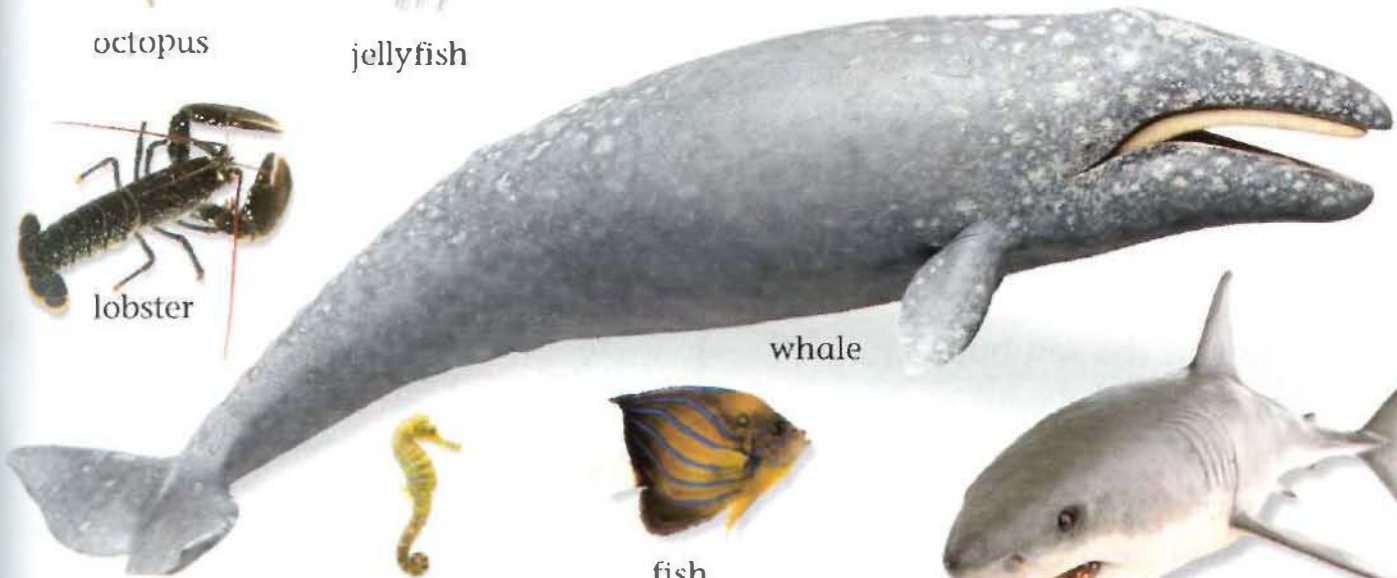
jellyfish



dolphin



lobster



whale



sea horse



fish



shark

1. Match and complete.



1. Don has a frog.
2. Carol has a _____
3. Will has a _____
4. Lisa has a _____
5. Guy has a _____
6. Rose has a _____

2. Read, find, and match.

1. bat f
2. ostrich
3. peacock
4. swan
5. snail
6. whale

c I'm blue and green.
I have a big tail.

d I'm small and brown. I
carry my home with me.

e I'm a bird but I can't
fly. I'm very big.

a I live in the sea but I'm
not a fish. I'm very big.

b I'm white. I can fly
and swim.

f I'm small and black. I can
fly but I'm not a bird.

3. Sort, write, and draw.

Where do they live?

tortoise parrot shark lobster snake butterfly
squirrel octopus fly dolphin bee spider

air

land

tortoise

sea

4. Ask and answer.



What am I?

You're a ...

Food 1

Fruit



strawberries



raspberries



grapes



orange



lemons



peach



cherries



plum



pear



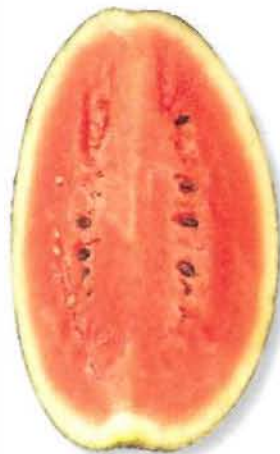
pineapple



dates



apple



watermelon



sandwich

Point, ask, and answer.

>Do you like *grapes*?

>Yes, I do. / No, I don't.



fig



melon



banana

Vegetables



tomato



olives



onion



broccoli



beans



garlic



pepper



mushroom



potato



lettuce



peas



eggplant
aubergine



corn on the cob
sweetcorn



carrot



zucchini
courgette



cauliflower



cabbage






cucumber

1. Write **yes** or **no** about you.

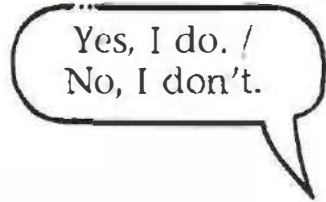

Do you like ...?



		
1. apples		
2. bananas		
3. grapes		
4. watermelon		
5. pineapple		
6. olives		
7. peas		
8. tomatoes		
9. mushrooms		
10. peppers		



2. Ask and answer.



3. Write about your friend.

Write two things which he/she likes.



_____ likes _____
 _____ likes _____

Write two things which he/she doesn't like.




_____ doesn't like _____
 _____ doesn't like _____

4. Circle and write the food words.



b	a	n	a	n	a	d	s	e	r
r	e	t	w	z	p	e	a	r	c
d	o	a	p	l	e	k	n	b	v
a	y	t	n	r	a	w	d	p	s
t	g	n	e	s	c	d	w	o	e
e	p	a	n	b	h	i	i	t	a
s	e	i	r	r	e	h	c	a	r
c	h	e	l	l	o	t	h	t	e
c	h	e	r	r	i	e	s	o	l
p	e	b	r	o	c	c	o	l	i



beans

_____	_____
_____	_____
_____	_____
_____	_____

5. Choose and ✓.

What does the rabbit like to eat?

- | | | | |
|-----------------|-------------------------------------|----------------|--------------------------|
| 1. lemons | <input type="checkbox"/> | 6. lettuce | <input type="checkbox"/> |
| 2. carrots | <input checked="" type="checkbox"/> | 7. cherries | <input type="checkbox"/> |
| 3. cabbage | <input type="checkbox"/> | 8. broccoli | <input type="checkbox"/> |
| 4. strawberries | <input type="checkbox"/> | 9. cauliflower | <input type="checkbox"/> |
| 5. oranges | <input type="checkbox"/> | 10. pineapples | <input type="checkbox"/> |



Food 2



tea



egg



meat



coffee



cheese



fish



milk



nuts



soup



sugar



pasta



rice



Find the words with five letters.

>Sugar, ...



bread



cereal



roast chicken and potatoes



pizza



salad



noodles



mayonnaise



spaghetti



 shrimps
 prawns



vinegar



jam



olive oil





stew



honey



 burger and French fries
 burger and chips



chocolate



ketchup



 yogurt
 yoghurt



pepper



salt

1. Match and write.

I have an egg, some chicken, and a burger.




I have a pizza, an egg, and some salad.

I have some chicken, some salad, and a pizza.





I have a burger, some salad, and an egg.



1. Margaret


3. _____



2. _____

4. _____

2. Draw and label your lunch.



3. Read the shopping list and draw.



4. Circle the odd one out.

1. mayonnaise chocolate olive oil ketchup

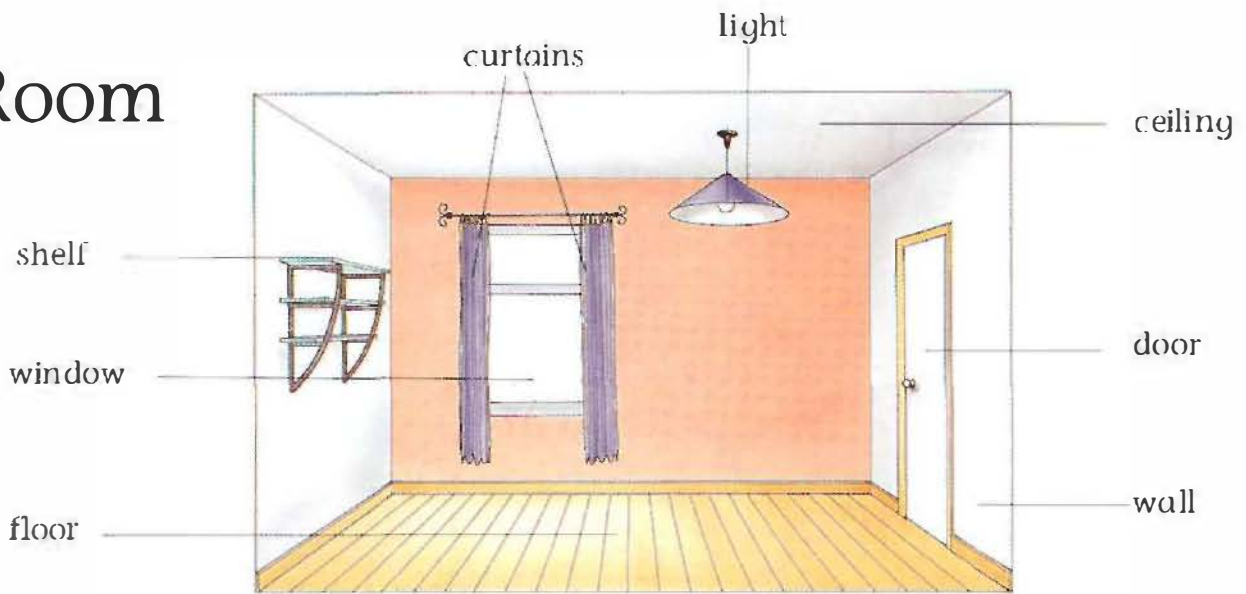
2. sugar stew meat fish

3. noodles tea rice pasta


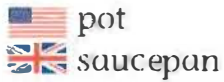
4. tea coffee milk eggs

In the Home 1

Room



Kitchen



drawer




Point and say.
>The curtains
are purple.



Dining room



Living room



1. Choose, ✓, and write.

Tina is cooking dinner. What does she need?

1. 

2.  


3.  4. 

5.  6. 

2. Choose, ✓, and draw.

Terry is setting the table for dinner. What does he need to put on the table?

- 1. an armchair
- 2. a plate
- 3. a knife
- 4. a book
- 5. a fork
- 6. a glass
- 7. a napkin
- 8. an oven



3. Write.

1. s
a
c
e
r



2. f

3. d

4. c

5. k

4. Sort and write.



sh

ch

shelf _____


th

gh

ph

5. Tell your friend and draw.

In my living room
I have a plant.



In the Home 2

Bathroom



Bedroom



Around the home



camera



key





light bulb



string



 garbage can
 bin



wallet



money



purse



scissors



hammer



paintbrush



saw



broom



iron



vacuum cleaner



washing machine



suitcase




watering can



cassette player





cassette



radio




 comic book
 comic




newspaper

1. Sort and write.

cassette player shampoo soap wardrobe basin
toothbrush blanket tap towel pillow



2. Draw and label three things in your bedroom.



3. Ask and answer.












Do you have a mirror
in your bedroom?

Yes./No.



4. Circle and ✓.

<input checked="" type="checkbox"/>		<input type="checkbox"/>		<input type="checkbox"/>		<input type="checkbox"/>								
		a	c	r	s	c	i	s	s	o	r	s	<input type="checkbox"/>	
<input type="checkbox"/>		p	a	i	n	t	b	r	u	s	h	t		
		i	m	s	a	w	r	e	c	v	a	e		
		t	e	o	r	w	a	i	b	n	m	e		
		h	r	a	n	k	t	l	n	o	m	h		
		v	a	i	t	e	r	v	l	g	e	g	<input type="checkbox"/>	
		b	n	m	i	y	y	k	a	e	r	o		
		e	t	s	a	p	h	t	o	o	t	s		
<input type="checkbox"/>		l	i	g	h	t	b	u	l	b	e	o		
													<input type="checkbox"/>	
<input type="checkbox"/>														

5. Write the words from Activity 4 in ABC order.

- | | |
|------------------|-----------|
| 1. <u>camera</u> | 6. _____ |
| 2. _____ | 7. _____ |
| 3. _____ | 8. _____ |
| 4. _____ | 9. _____ |
| 5. _____ | 10. _____ |

6. Find and write.

Find six machines.

radio _____

Transportation



plane



helicopter



hot-air balloon



ship



boat



motorboat



van



 truck
 lorry



bus



 streetcar
 tram



bicycle/bike



car



taxi



motorcycle



moped/scooter



train

Ask and answer.

>How do you spell **plane**?


>p-l-a-n-e



1. Find and count.

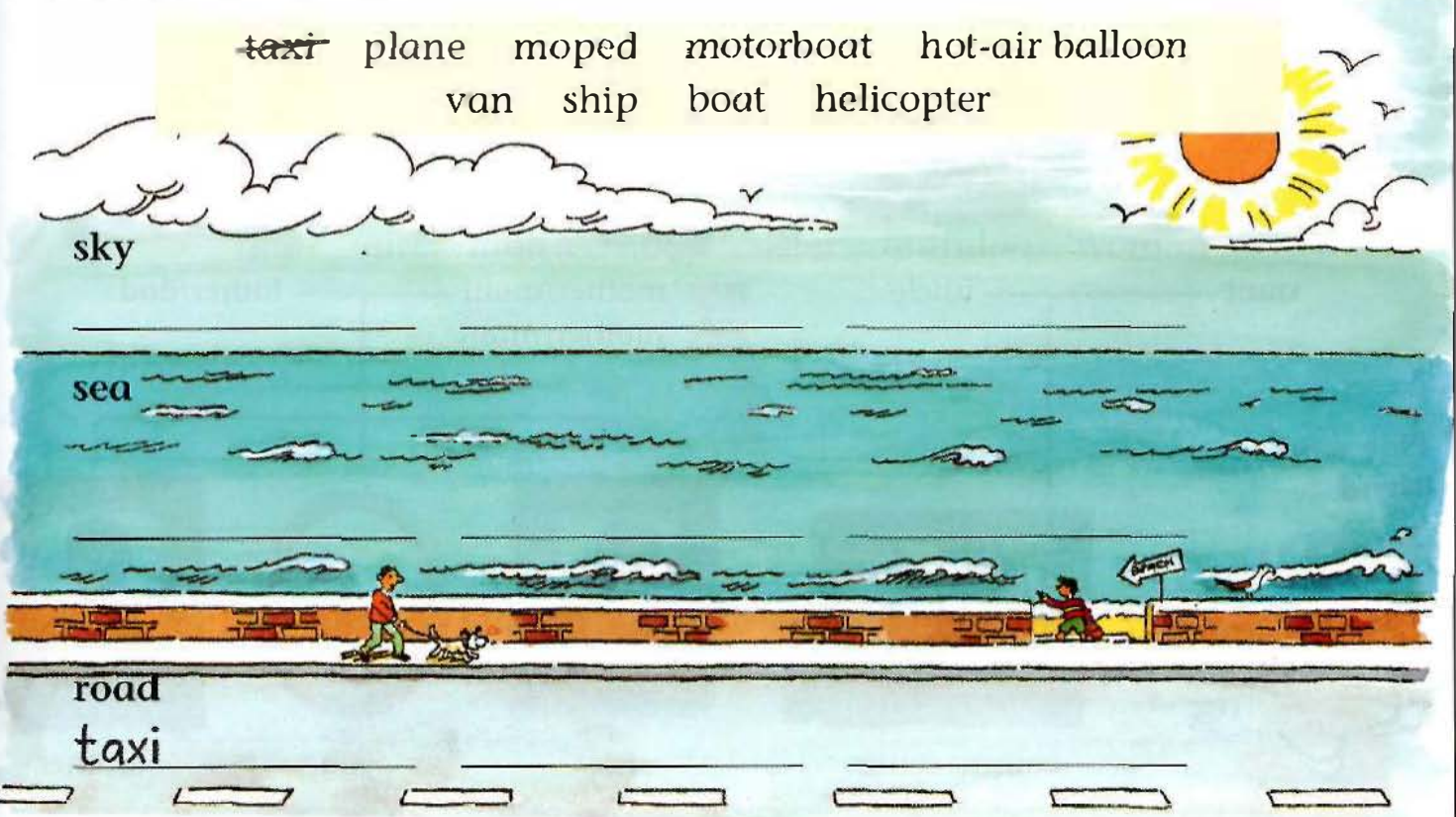
1. How many trains?
2. How many cars?
3. How many boats?

4. How many bikes?
5. How many planes?



2. Sort and write.

~~taxi~~ plane moped motorboat hot-air balloon
van ship boat helicopter



sky

sea

road
taxi

The Family



man



woman



boy



girl



baby



grandmother/grandma



grandfather/grandpa



aunt



uncle



mother/mom

mother/mum



father/dad

Play with your friend.

>She has a green dress.

>Is she the sister?



cousin cousin



sister



you




brother

1. Write.

- 1. dagrpna grandpa _____
- 2. trssie s _____
- 3. byba b _____
- 4. amandgr g _____
- 5. ada d _____
- 6. orhebrt b _____

2. Find or draw a picture of your family. Write labels.



3. Sort and write.

~~brother~~ ~~grandma~~ grandfather aunt father uncle grandmother
man girl mother boy sister grandpa woman



grandma _____



brother _____

Seasons



spring



summer



 fall
 autumn



winter

Weather




hot

cold

rain (It's raining.)

snow (It's snowing.)

cloud (It's cloudy.)



wind (It's windy.)

sun (It's sunny.)

Draw and ask
your friend.


>What's the
weather
like?





>It's sunny.





1. Match and complete.

1.  I like wind.

2.  I like _____



3.  I like _____

4.  I like _____



2. Look and complete.

hot raining ~~windy~~ cold sunny snowing



Here is today's weather. In Riverside it is a windy day and it is _____. In Hilltown it is _____.

It is a very _____ day. In Seatown it is _____.


_____ . It is a _____ day.

3. Write the words in ABC order.

wind ~~snow~~ sun winter summer spring

1. snow _____ 3. _____ 5. _____
2. _____ 4. _____ 6. _____

At the Beach



Find the words with seven letters.


> Snorkel, ...



1. Choose, ✓, and draw.

Ann is going to the beach. What will she take?

- | | |
|--|--|
| 1. a bucket/pail <input checked="" type="checkbox"/> | 8. a swimsuit <input type="checkbox"/> |
| 2. a starfish <input type="checkbox"/> | 9. flippers <input type="checkbox"/> |
| 3. a spade/shovel <input type="checkbox"/> | |
| 4. a crab <input type="checkbox"/> | |
| 5. sand <input type="checkbox"/> | |
| 6. sunglasses <input type="checkbox"/> | |
| 7. seaweed <input type="checkbox"/> | |




2. Sort and write.

Two words

beach ball

One word

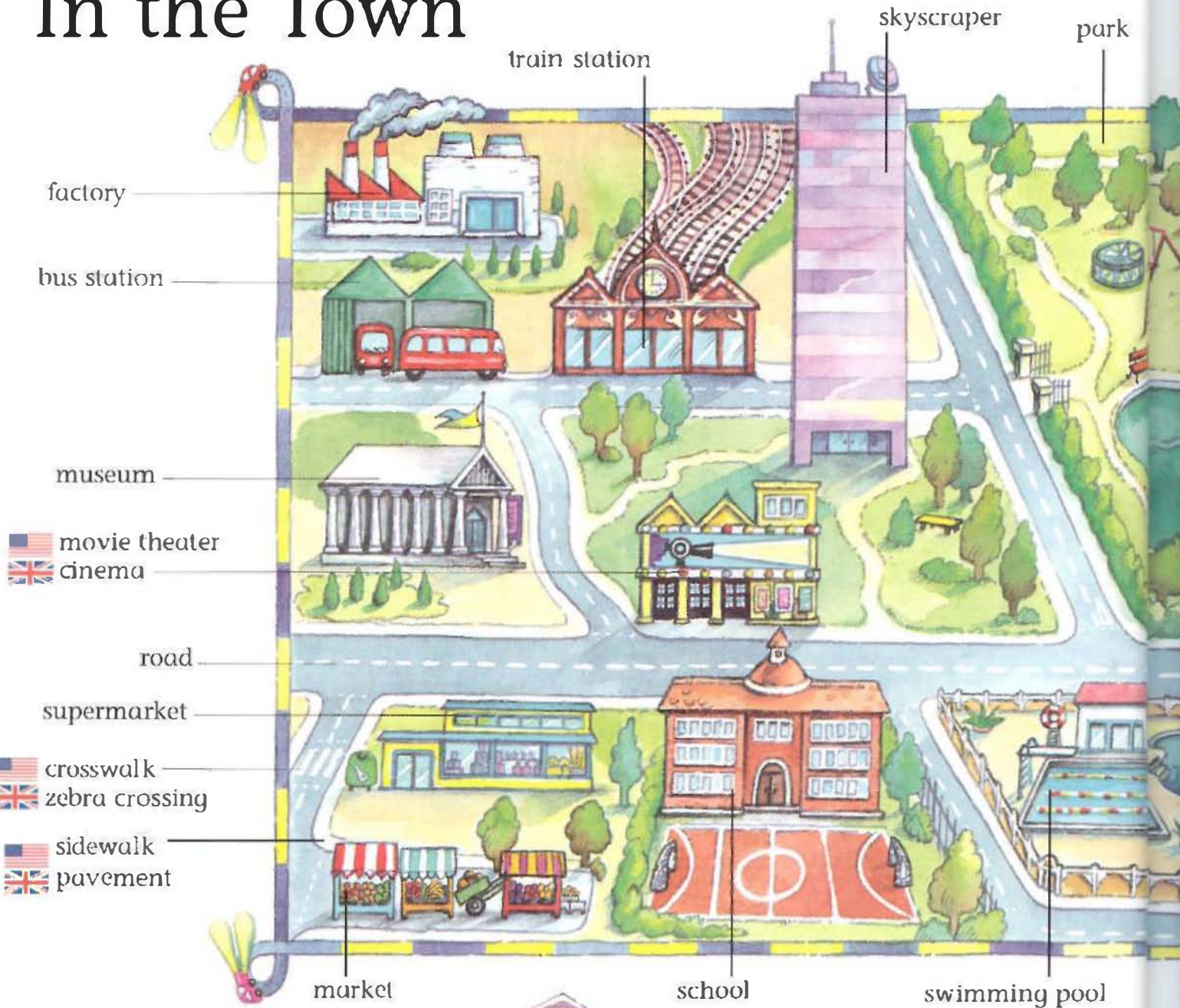
seaweed



3. Write the words from Activity 2 in ABC order.


- | | | |
|---------------------|----------|-----------|
| 1. <u>beach bag</u> | 5. _____ | 9. _____ |
| 2. _____ | 6. _____ | 10. _____ |
| 3. _____ | 7. _____ | 11. _____ |
| 4. _____ | 8. _____ | 12. _____ |



In the Town





Play a memory game.

- > Yesterday I went to the **market**.
- > Yesterday I went to the **market** and the **bank** ...

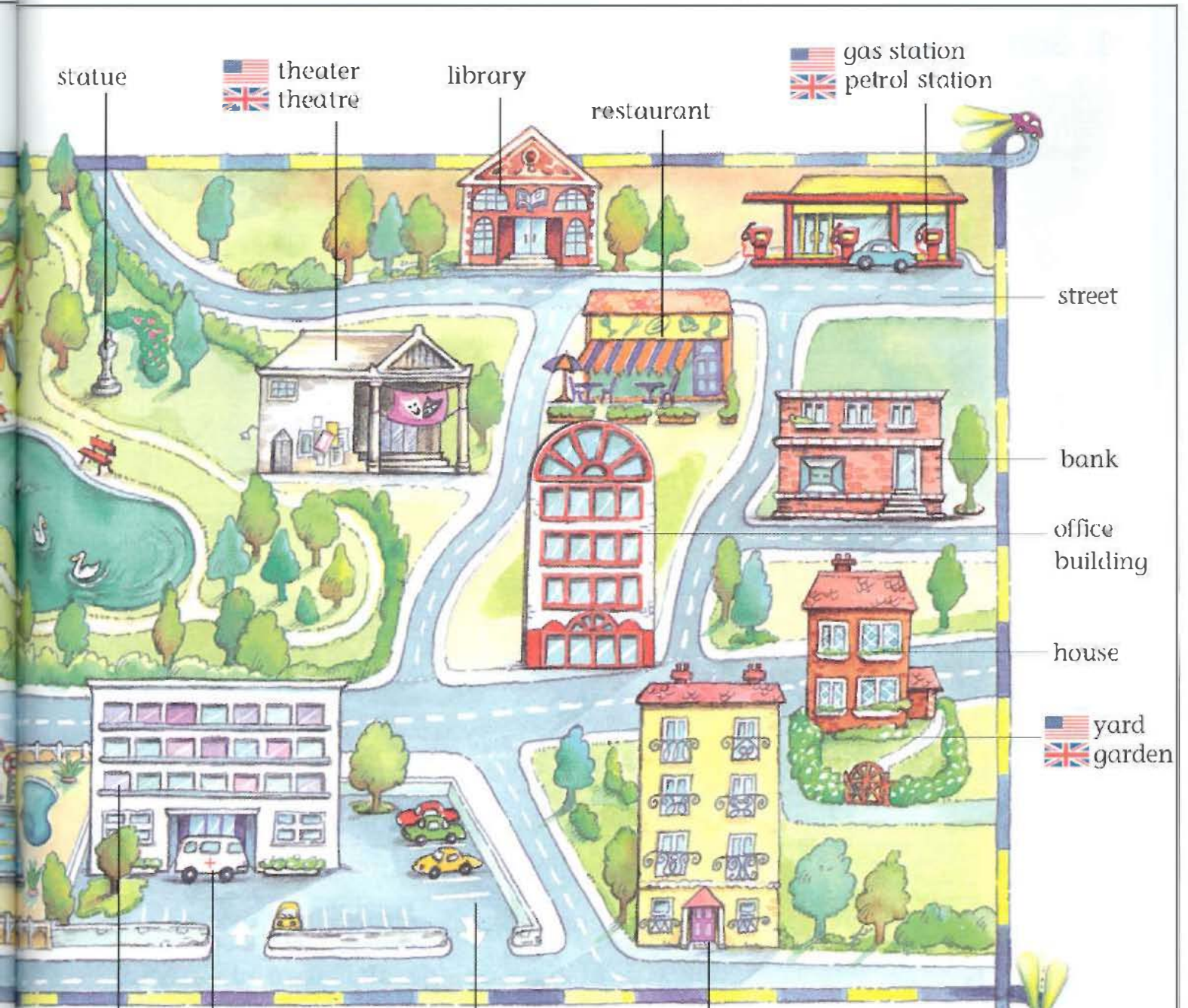


 drugstore
 chemist

bakery

 toy store
 toyshop

coffee shop



statue
 theater
 theatre
 library
 restaurant
 gas station
 petrol station

street
 bank
 office building
 house
 yard
 garden


hospital
 ambulance
 parking lot
 car park
 apartment building
 block of flats

balcony



florist
 butcher
 post office
 bus stop
 bus

1. Sort and write.



s

school _____

b

balcony _____

2. Find and write.

Find six places where you can buy or eat food.

coffee shop _____


3. Match.

1. You find books here.
2. You can play here.
3. You buy stamps here.
4. You get money here.
5. Cars drive on it.
6. You can see old things here.
7. You buy bread here.
8. It's a very tall building.

- a road
- b bank
- c library
- d bakery
- e skyscraper
- f park
- g post office
- h museum

4. Draw a line and complete.

Angela wants to buy some toys.



1. Angela turns right. She goes past the office building.
2. Angela turns left. She goes past the _____
3. Angela turns left. She goes past the _____
4. Angela turns right. She goes past the _____
5. Angela turns left. She goes past the _____
6. Angela turns right. She goes past the _____

5. Look at Activity 4 and ✓.

Which places **doesn't** Angela walk past?

- | | | | | | |
|-----------------|-------------------------------------|-------------|--------------------------|---------------|--------------------------|
| hotel | <input type="checkbox"/> | florist | <input type="checkbox"/> | factory | <input type="checkbox"/> |
| market | <input checked="" type="checkbox"/> | coffee shop | <input type="checkbox"/> | hospital | <input type="checkbox"/> |
| office building | <input type="checkbox"/> | library | <input type="checkbox"/> | train station | <input type="checkbox"/> |
| museum | <input type="checkbox"/> | restaurant | <input type="checkbox"/> | park | <input type="checkbox"/> |


In the Country

farm

barn chicken

farmer tractor farmhouse

bull bush cow



Play I Spy.

> I spy with my little eye something beginning with "f".
> Is it a **tree**?

pond

duck

lane

field

hedge

bridge



grass

river

path

bird



woods



tent


fence

gate

 trailer
 caravan

tree

1. Look and write. Use in, on, next to.



Where is the ...?

1. tractor

The tractor is in the lane.

2. bird

3. chickens

4. cow

5. farmhouse

6. farmer

7. path

8. tent

2. Make two more questions. Then ask and answer.



Where is the ...?

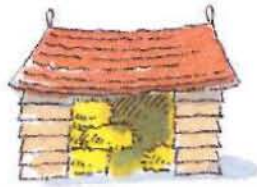
The ... is ...



3. Read, look, and ✓ or ✗.



1.



2.




3.



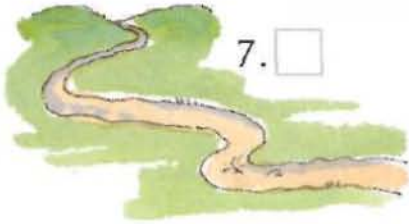
4.



5.




6.



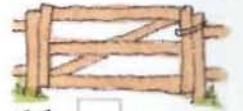
7.



8.



9.



11.



10.

12.



13.



14.



15.

Yesterday I went for a walk in the country. I walked down a lane. Then I went across a bridge over the river. I walked along a path through the woods. I opened a gate and went into a field. There were some cows and a bull! I ran to the farmhouse. The farmer took me home on his tractor.



4. Sort and write.

farmhouse hedge tent ~~chicken~~ grass bull

animals	places to live	growing things
chicken		

5. Find and write.

Can you add more words to the lists in Activity 4?

The Earth

mountain




sea



island

desert



sand dune

lake
hill

forest



valley

river

oasis

Ask and answer.

>How do you spell **mountain**?

>**m-o-u-n-t-a-i-n**




1. Match and write.

I live on a hill next to a lake. 1. d

I live in a forest next to a river. 2.

I live on an island in a lake. 3.

I live in an oasis in a desert. 4.



2. Write.

1. 1. r i v e r

2. 2.

3. 3.

4. 4.

5. 5.

6. 6.

3. Find and write the mystery word in Activity 2.

The mystery word is _____.

4. Sort and write.

sea desert lake mountain sand dune hill

water



hot places



high places



sea _____


Space



Earth



Moon



space shuttle



spaceship



astronaut



lunar module



rocket

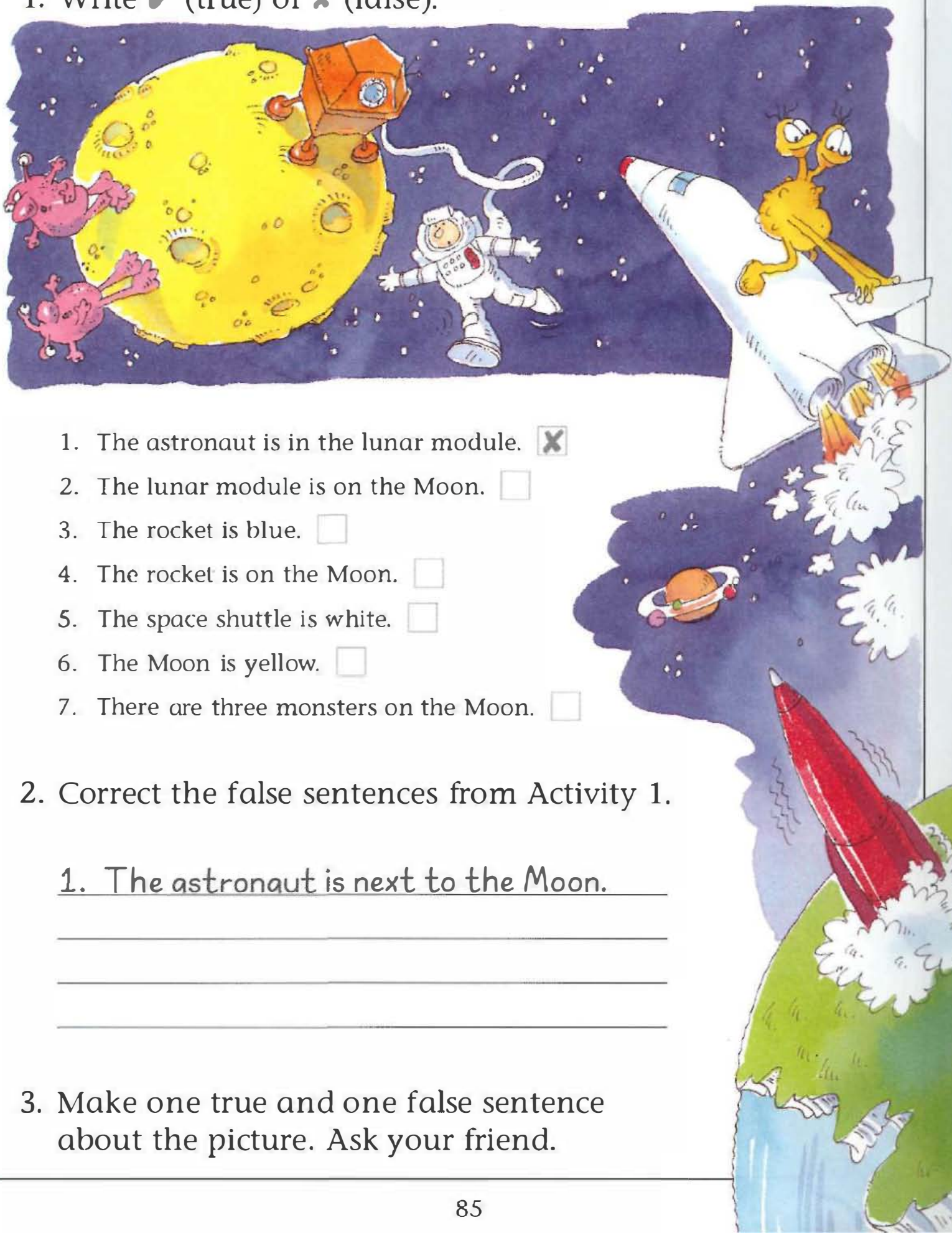
Point, ask, and answer.

>What's this?

>It's the Earth.



1. Write ✓ (true) or ✗ (false).



1. The astronaut is in the lunar module.
2. The lunar module is on the Moon.
3. The rocket is blue.
4. The rocket is on the Moon.
5. The space shuttle is white.
6. The Moon is yellow.
7. There are three monsters on the Moon.

2. Correct the false sentences from Activity 1.

1. The astronaut is next to the Moon. _____

3. Make one true and one false sentence about the picture. Ask your friend.

Jobs



hairdresser



artist



journalist



photographer



mail carrier
postwoman



ballet dancer



plumber



sales assistant



I.V. presenter



police officer



office worker

Mime and guess.
>Are you a doctor?
>Yes, I am./
No, I'm not.





dentist





waiter



firefighter



 garbage collector
 dustman



doctor

nurse



actor



baker



scientist





pilot



chef

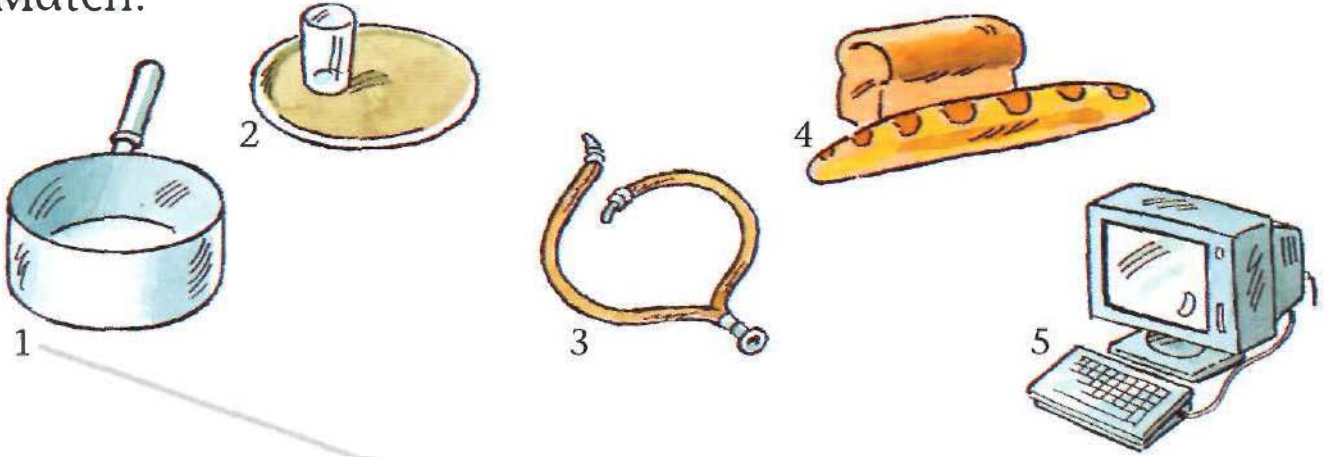


 veterinarian
 vet



window cleaner

1. Match.



a office worker b chef c doctor d waiter e baker

2. Complete.

T.V. presenter nurse waiter sales assistant dentist
 pilot journalist ~~artist~~

1. An artist _____ paints pictures.
2. A _____ works in a shop.
3. A _____ carries food and drinks.
4. A _____ writes for a newspaper.
5. A _____ works on television.
6. A _____ works in a hospital.
7. A _____ flies a plane.
8. A _____ looks after your teeth.

3. Write.

Choose two jobs and write your own sentences.

1. _____


2. _____


4. Look at the first letters. Choose and complete.


1. Hazel is a hairdresser.
2. Bill is a b_____
3. Wendy is a w_____
4. Alfredo is an a_____
5. Valerie is a v_____
6. Paula is a p_____
7. Derek is a d_____
8. Sue is a s_____





5. Write.


1.  1. n u r s e


2.  2. _____


3.  3. _____

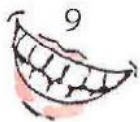
4.  4. _____

5.  5. _____

6.  6. _____

7.  7. _____


8.  8. _____

9.  9. _____

6. Find and write the mystery word in Activity 5.

The mystery word is _____.

Music



playing the saxophone



singing



playing the violin



playing the guitar



microphone



recorder



flute



tambourine



trumpet

Mime and guess.
>Are you playing the piano?
>Yes, I am. / No, I'm not.

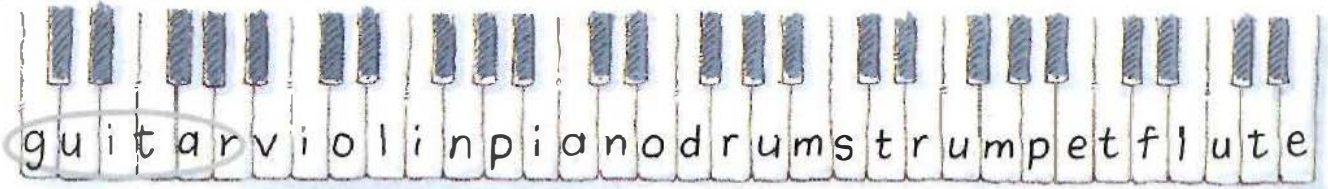


piano



drums

1. Circle and write.



1. guitar _____

4. _____

2. _____

5. _____

3. _____

6. _____

2. Spot the difference. Write about picture B.



1. James isn't playing the violin. He's playing the guitar.

2. Serena _____

3. Jeff _____

4. Martin _____

5. Carl _____

6. Tania _____

Wordlist

- aerobut 38
actor 87
afternoon 30
alarm clock 62
ambulance 75
American football 35
animal(s) 42, 46
ankle 18
apartment building 75
apple 50
a quarter after 30
a quarter past 30
a quarter to 30
arm 18
armchair 59
around 32
artist 86
astronaut 84
aubergine 51
aunt 68
autumn 70
baby 68
bag 10
baker 87
bakery 74
balcony 75
ball 6, 72
ballet dancer 86
balloon 38
banana 50
bank 75
barn 78
baseball 35
basin 62
basketball 35
bat 35, 46
bath 62
bathmat 62
bathroom 62
beach 72
beach bag 72
beach ball 72
beach towel 72
beach umbrella 72
bean(s) 51
bear 43
beard 20
bed 22, 23, 62
bedroom 62
bee 46
behind 32
belt 27
beside 32
between 32
bicycle 66
big 40
bike 34, 66
bin 63
bird 79
biscuit(s) 38
black 8
blanket 62
block of flats 75
block(s) 6
blue 8
board 10
board game 6
boat 66
body 18
book 11, 59
bookcase 59
boot 26
bored 15
bottom 40
bowl 59
box 62
boy 68
bracelet 27
bread 54
breakfast 22
bridge 78
broccoli 51
broom 63
brother 68
brown 8
brush my hair 22
brush my teeth 22
bucket 72
bull 78
burger 55
bus 6, 66, 75
bush 78
bus station 74
bus stop 75
butcher 75
butterfly 46
button(s) 27
cabbage 51
cake 38
camel 43
camera 63
can 58
candy(-ies) 38
candle 38, 59
cap 27
car 6, 66
caravan 79
cardigan 27
car park 75
carrot 51
cassette 63
cassette player 63
cat 46
catching 14
cauliflower 51
ceiling 58
cereal 54
chair 10, 59
chalk 10
cheek 20
cheese 54
cheetah 42
chef 87
chemist 74
cherry(-ies) 50
chest 18
chest of drawers 62
chicken 54, 78
chimpanzee 43
chin 20
chip(s) 55
chocolate 55
cinema 74
circle 8
circus 38
clapping 14
classroom 10
clean 40
clean my room 23
clock 62
closed 40
clothes 26
cloud 70
cloudy 70
clown 38
coat 26
cockroach 46
coffee 54
coffee shop 74
cold 70
collar 26
color(s) 8
colour(s) 8
comb 62
come home 23
comforter 62
comic 63
comic book 63
computer 11
computer game 6
cooker 58
cookie(s) 38
cooking 58
corn on the cob 51
counter(s) 6
counting 11
country 78
courgette 51
cousin 68
cow 42, 78
crab 72
crayon 10
crisp(s) 38
crocodile 46
crosswalk 74
cucumber 51
cup 59
cupboard 58
curtain(s) 58
cushion 59
dad 68
date(s) 50
deckchair 72
dentist 87
desert 82
desk 10
dice 6
dining room 59
dinner 23
dinosaur 6
dirty 40
dish(es) 23
doctor 87
dog 46
doing gymnastics 35
doing karate 35
doll 6
dolphin 47
do my homework 23
donkey 42
door 58
down 32
drawer 58
drawing 11
dress 27
drinking 15
drugstore 74
drum(s) 90
dry 40

duck 47, 78
 dustman 87
 duvet 62
 earring(s) 27
 ear(s) 20
 Earth 82, 84
 eat breakfast 22
 eat dinner 23
 eating 15
 eat lunch 22
 egg 54
 eggplant 51
 eight 30
 eighteen 30
 eighty 30
 elbow 18
 elephant 43
 eleven 30
 eraser 10
 evening 30
 eye 20
 eyebrow 20
 eyelash(es) 20
 face 18, 20
 factory 74
 fall 70
 family 68
 farm 78
 farmer 78
 farmhouse 78
 fast 40
 fat 40
 father 68
 fence 79
 field 78
 field hockey 34
 fifteen 30
 fifty 30
 fig 50
 finger 18
 firefighter 87
 fish 47, 54
 fishing 34
 five 30
 flat(s) 75
 flipper 72
 floor 58
 florist 75
 flower(s) 59
 flute 90
 fly 46
 food 50, 54
 foot 18
 football 35
 forehead 20
 forest 82
 fork 59
 forty 30
 four 30
 fourteen 30
 fox 42
 French fries 55
 frog 46
 fruit 50
 frying pan 58
 fun 38
 garbage can 63
 garbage collector 87
 garden 75
 garlic 51
 gas station 75
 gate 79
 get dressed 22
 get undressed 23
 get up 22
 giraffe 42
 girl 68
 glass 59
 glasses 26
 globe 11
 glove 26
 glue 10
 goat 42
 goose 47
 gorilla 43
 go shopping 23
 go skateboarding 23
 go to bed 23
 go to school 22
 go to sleep 23
 grandfather 68
 grandma 68
 grandmother 68
 grandpa 68
 grape(s) 50
 grass 79
 grasshopper 46
 gray 8
 green 8
 grey 8
 guitar 90
 gymnastics 35
 hair 20, 22
 hairbrush 62
 hairdresser 86
 half past 30
 hammer 63
 hand 18
 happy 40
 hat 27
 have a shower 22
 have breakfast 22
 have dinner 23
 have lunch 22
 having a bath 62
 head 18
 heavy 40
 hedge 78
 heel 18
 helicopter 66
 helmet 34
 hill 82
 hippo 43
 hockey 34
 home 58, 62
 homework 23
 honey 55
 hood 26
 hoop 35
 hopping 15
 horse 34, 42
 hospital 75
 hot 70
 hot-air balloon 66
 house 75
 hundred 30
 ice cream 38, 72
 in 32
 in front of 32
 inline skating 35
 iron 63
 island 82
 jacket 26
 jam 55
 jeans 27
 jellyfish 47
 jigsaw puzzle 6
 job(s) 86
 journalist 86
 juice 38
 jumping 15
 jumping rope 15
 kangaroo 43
 karate 35
 ketchup 55
 kettle 58
 key 63
 kitchen 58
 kite 6
 knee 18
 knife 59
 koala 42
 ladybird 46
 ladybug 46
 lake 82
 lamp 62
 lane 78
 large 40
 laughing 15
 left 32
 leg 18
 lemon(s) 50
 lettuce 51
 library 75
 light 40, 58
 light bulb 63
 lilo 72
 lion 42
 lip 20
 listening 11
 little 40
 living room 59
 lizard 46
 lobster 47
 long 40
 lorry 66
 lunar module 84
 lunch 22
 mail carrier 86
 make my bed 22
 man 68
 map 11
 market 74
 mask 72
 mayonnaise 55
 meat 54
 melon 50
 microphone 90
 microwave 58
 midday 30
 midnight 30
 milk 54
 million 30
 mirror 62
 mom 68
 money 63
 monkey 43
 monster 6
 Moon 84
 moped 66
 morning 30
 mother 68

motorboat 66
 motorcycle 66
 mountain 82
 mouse 46
 moustache 20
 mouth 20
 movie theater 74
 mug 59
 mum 68
 museum 74
 mushroom 51
 music 90
 mustache 20
 napkin 59
 neck 18
 necklace 27
 new 40
 newspaper 63
 next to 32
 night 30
 nine 30
 nineteen 30
 ninety 30
 noodles 55
 noon 30
 nose 20
 notebook 11
 number(s) 30
 nurse 87
 nut(s) 54
 oasis 82
 o'clock 30
 octopus 47
 office building 75
 office worker 86
 old 40
 olive oil 55
 olive(s) 51
 on 32
 one 30
 onion 51
 on the left 32
 on the right 32
 open 40
 opposite 32
 opposites 40
 orange 8, 50
 ostrich 47
 oven 58
 over 32
 owl 47
 pail 72
 paint 10
 paintbrush 10, 63
 painting 11
 pajamas 26
 panda 43
 pants 26
 paper 10
 park 74
 parking lot 75
 parrot 47
 party 38
 pasta 54
 path 79
 pavement 74
 paw 46
 peach 50
 peacock 47
 pear 50
 pea(s) 51
 pen 10
 pencil 10
 pencil case 10
 pencil sharpener 10
 penguin 47
 pepper 51, 55
 petrol station 75
 phone my friends 23
 photographer 86
 piano 90
 picnic 38
 picture 62
 piece(s) 6
 pillow 62
 pilot 87
 pineapple 50
 pink 8
 pizza 54
 plane 6, 66
 plant 59
 plate 59
 playground 14
 playing American
 football 35
 playing baseball 35
 playing basketball 35
 playing field hockey 34
 playing football 35
 playing hockey 34
 playing soccer 35
 playing table tennis 35
 playing tennis 34
 playing the guitar 90
 playing the
 saxophone 90
 playing the violin 90
 playing volleyball 35
 play with my
 friends 23
 plum 50
 plumber 86
 pocket 26
 pointing 14
 polar bear 43
 police officer 86
 pond 78
 pop 38
 position(s) 32
 post office 75
 postwoman 86
 pot 58
 potato(es) 51, 54
 potato chip(s) 38
 prawn(s) 55
 present 38
 pupil 10
 puppet 6
 purple 8
 purse 63
 puzzle 6
 pyjamas 26
 quarter after 30
 quarter past 30
 quarter to 30
 rabbit 46
 racket 34
 radio 63
 rain 70
 raincoat 26
 raining 70
 raspberry(-ies) 50
 read 22
 reading 11
 recorder 90
 rectangle 8
 refrigerator 58
 reindeer 43
 restaurant 75
 rhino 43
 rice 54
 riding a bike 34
 riding a horse 34
 right 32
 ring 27
 river 79, 82
 road 74
 roast chicken 54
 roast potato(es) 54
 robot 6
 rocket 84
 roller-skating 35
 room 23, 58
 rubber 10
 rubber ring 72
 rubber tube 72
 rug 62
 ruler 10
 running 14
 running shoe 27
 running suit 27
 sad 40
 sailing 34
 salad 55
 sales assistant 86
 salt 55
 sand 72
 sandal 27
 sandcastle 72
 sand dune 82
 sandwich 50
 saucepan 58
 saucer 59
 saw 63
 saxophone 90
 scarf 26
 school 74
 scientist 87
 scissors 63
 scooter 66
 scorpion 46
 scuba diving 34
 sea 82
 sea horse 47
 seal 47
 seashell 72
 season(s) 70
 seaweed 72
 seven 30
 seventeen 30
 seventy 30
 shampoo 62
 shape(s) 8
 shark 47
 sheep 42
 sheet 62
 shelf 58
 ship 66
 shirt 26
 shoe 26
 short 40
 shorts 27

shoulder 18
 shouting 14
 shovel 72
 shower 22
 shrimp(s) 55
 sidewalk 74
 singing 90
 sink 58
 sister 68
 sitting 14
 six 30
 sixteen 30
 sixty 30
 skateboarding 23
 skiing 35
 skipping 15
 skirt 27
 skyscraper 74
 sleeve 26
 slow 40
 small 40
 smiling 15
 snail 46
 snake 46
 snorkel 72
 snow 70
 snowing 70
 soap 62
 soccer 35
 sock 27
 soda 38
 sofa 59
 soup 54
 space 84
 spaceship 84
 space shuttle 84
 spade 72
 spaghetti 55
 spider 46
 spoon 59
 sport(s) 34
 spring 70
 square 8
 squirrel 46
 standing 14
 starfish 72
 statue 75
 stew 55
 stomach 18
 stove 58
 strawberry(-ies) 50
 street 75
 streetcar 66
 string 63
 student 10
 sugar 54
 suit 27
 suitcase 63
 summer 70
 sun 70
 sunglasses 27, 72
 sunhat 72
 sunny 70
 sunscreen 72
 supermarket 74
 surfboard 72
 swan 47
 sweater 27
 sweetcorn 51
 sweet(s) 38
 swimming 34
 swimming pool 74
 swimsuit 72
 table 59
 table cloth 59
 table tennis 35
 tail 43
 take a shower 22
 taking a bath 62
 talking 15
 tail 40
 lambswool 90
 tap 62
 taxi 66
 tea 54
 teacher 10
 teddy bear 6
 teeth 20, 22
 telephone 59
 television 59
 ten 30
 tennis 34
 tent 79
 theater 75
 theatre 75
 thin 40
 thirteen 30
 thirty 30
 thousand 30
 three 30
 through 32
 throwing 14
 thumb 18
 tie 26
 tiger 42
 tights 26
 time 30
 tired 15
 toe 18
 toilet 62
 toilet paper 62
 tomato 51
 tongue 20
 toothbrush 62
 toothpaste 62
 top 40
 tortoise 46
 towel 62, 72
 town 74
 toy(s) 6
 toyshop 74
 toy store 74
 tracksuit 27
 tractor 78
 trailer 79
 train 6, 66
 trainer 27
 train station 74
 tram 66
 transportation 66
 tree 79
 triangle 8
 trousers 26
 truck 66
 trumpet 90
 trunk 43
 T-shirt 27
 turtle 46
 tusk 43
 T.V. 59
 T.V. presenter 86
 twelve 30
 twenty 30
 twenty-one 30
 two 30
 umbrella 26, 72
 uncle 68
 under 32
 underpants 26
 undershirt 26
 up 32
 vacuum cleaner 63
 valley 82
 van 66
 vase 59
 vegetable(s) 51
 vest 26, 27
 vet 87
 veterinarian 87
 vinegar 55
 violin 90
 volleyball 35
 waistcoat 27
 waiter 87
 walking 14
 wall 58
 wallet 63
 wardrobe 62
 washing machine 63
 wash the dishes 23
 watch 27
 watering can 63
 watermelon 50
 weather 70
 wet 40
 whale 47
 wheel 66
 white 8
 wind 70
 window 58
 window cleaner 87
 windsurfing 34
 windy 70
 winter 70
 wolf 42
 woman 68
 woods 79
 worm 46
 wrist 18
 write 22
 writing 11
 xylophone 6
 yard 75
 yellow 8
 yoghurt 55
 yogurt 55
 young 40
 yoyo 6
 zebra 42
 zebra crossing 74
 zoo 38
 zucchini 51

Macmillan Education
Between Towns Road, Oxford OX4 3PP, UK
A division of Macmillan Publishers Limited

Companies and representatives throughout the world

ISBN 0 333 95303 7

Based on the *Say It in English* language pack
© 1995 Dorling Kindersley Limited & World Books Inc.
Original material used by permission of Dorling Kindersley Limited.

Text design and illustration © Macmillan Publishers Limited 2001

First published 2001

All rights reserved: no part of this publication may be reproduced, stored in a retrieval system, transmitted in any form, or by any means, electronic, mechanical, photocopying, recording, or otherwise, without the prior written permission of the publishers.

Designed by Sue Vaudin Design
Illustrated by Teri Gower and David Till

The publishers would like to thank Ana Orue Gonzales, Lima, Peru;
Elekis Blas, Montecito, Peru; Roxana Chavez, Monterrico, Peru;
Margaret Alvarez, Barcelona, Spain; Sarah Yin, Cayes Educational Training, Taipei, Taiwan;
Lynn Smith and Dolly Papadopoulou, Yiannakopoulou School, Athens, Greece.

The authors and publishers would like to thank the following for permission to reproduce their photographs:
Bubbles Photo Library p34 (swimming); Eye Ubiquitous p87 (pilot); Image Bank p82 (d);
Images Colour Library pp66 (balloon), 82 (tr & b); The Stock Market pp35 (table tennis), 82 (mr), 86 (baller), 87 (dentist);
Tony Stone Images p35 (American football); Telegraph Colour Library pp43 (panda), 87 (fireman, doctor & nurse, baker).

MILLI © photography pp10 (pencil case), 11 (book), 14 (throwing), 54 (bread), 55 (ketchup), 58 (sink), 62 (sheet),
86/87 (tv presenter, hairdresser, journalist, postwoman, office worker, waiter, chef).

All other photography is © Dorling Kindersley.

The author would like to thank all the staff at Macmillan Heinemann who have been involved in this project:
Rachael McMillen, Valerie Gossage, Sarah Baddeley, Chris Winter, Rowena Drewett and the rest of the Smile team.
Thanks also to Sue Vaudin for the design and Teri Gower and David Till for the illustrations.
Special thanks to Sally Carpenter for all her support and excellent advice.

Printed in Thailand

2009 2008 2007 2006
12 11 10 9 8 7 6 5




MACMILLAN CHILDREN'S DICTIONARY



The **Macmillan Children's Dictionary** is a photographic picture dictionary, ideal for use alongside any children's course.

Key Features

- Contains over 800 words arranged by topic.
- Clear, vibrant photographs make learning vocabulary easy and exciting.
- Graded reading and writing activities develop word-building skills and allow flexibility according to age or level.
- Mr. Smile introduces oral activities to provide practice in vital communication skills.
- A full wordlist gives easy access to all items included.
- Includes both British and American vocabulary and spellings for use in any classroom with any syllabus.
- Includes an introduction for teachers and parents how to use the **Macmillan Children's Dictionary**.



PR 438.00



ISBN 0-333-95303-7



9 780333 953037