

BIBLE For Kids

**A Collection of Bible Stories for Children
Complete with Fun-Filled Follow-up Activities**



Fiona Wesley

BIBLE For Kids

**A Collection of Bible Stories for Children
Complete with Fun-Filled Follow-up Activities**



**Over 60
Illustrations
Inside**

Fiona Wesley

Bible For Kids

A Collection of Bible Stories for Children Complete with Fun-Filled Follow-up Activities



Copyright © 2014 by Fiona Wesley
All rights reserved.

No part of this publication may be reproduced, stored in a retrieval system
or transmitted in any form or by any means electronic, mechanical,
photocopying, recording or otherwise, without the prior written permission
of the author.

Email: fionawesley@yahoo.com

Table of Contents



Bible For Kids

Foreword...

Bible Stories

1. God Created the World

Creation Follow up_
Activities

2. Adam and Eve

Garden of Eden Follow up Activities

3. That Pesky Serpent!

That Pesky Serpent Follow up Activities

4. Kicked out of Eden

Follow up Activities: Kicked out of Eden

5. Cain and Abel

Cain and Abel Follow up Activities:

6. The Birth of Jesus

Follow up Activities: The Birth of Jesus

7. Jesus Gets Visitors

Follow-up Activities: Jesus'

Visitors 8. Noah Builds an Ark

- Follow up Activities: Noah Builds an Ark
9. Jonah and the Whale
Follow up Activities: Jonah and the Whale
10. Zacchaeus and the Tax Collector
Follow up Activities: Zacchaeus
11. Jesus and the Loaves and the Fishes
Follow up Activities: The Loaves and the Fishes.
12. Jesus Walks on Water
Follow up Activities: Jesus Walks on Water
13. Jesus Turned the Water into Wine
Follow up Activities: Jesus turned the Water into Wine
14. David and Goliath
Follow up Activities: David and Goliath
15. Joseph's Coat of Many Colors
Follow up Activities: Coat of Many Colors
16. Jacob and Esau
Follow up Activities Jacob and Esau
17. Abraham and Sarah
Follow up Activities: Abraham and Sarah
18. Abraham's Sacrifice
Follow up Activities: Abraham's Sacrifice
19. The Prodigal Son
Follow up Activities: The Prodigal Son
20. Daniel and the Lion's Den
Follow up Activities: Daniel and the Lion's Den
21. Sodom and Gomorrah
Follow up Activities: Sodom and Gomorrah
22. The Tower of Babel
Follow up Activities: The Tower of Babel
23. The Last Supper
Follow up Activities: The Last Supper
24. The Crucifixion and Resurrection
Follow up Activities: The Crucifixion and Resurrection
25. The Parable of the Good Shepherd
Follow up Activities: The Good Shepherd
26. The Parable of the Seeds
Follow up Activities: The Parable of the Seeds

27. The Parable of the Good Samaritan

Follow up Activities: The Good Samaritan

28. Moses: The Baby in the Basket

Follow up Activities: Moses: The Baby in the Basket

29. Brave Esther

Follow up Activities: Brave Esther

30. Jesus and the Man on the Roof

Follow up Activities: Jesus and the Man on the Roof

31. The Story of Ruth

Follow up Activities: The Story of Ruth

Thank you!

*As the twig is bent
So is the tree inclined.
The Child when grown
Will act
As he was taught
While a child.*

Foreword...

As a child I was lucky enough to have a mother who believed in sharing our family's cultural heritage with us kids. She told us fairy tales. She read myths. She recited nursery rhymes as we were getting ready for bed. And, she read us Bible stories.

I have no idea whether she knew the research about raising a reader. I suspect she read and recited and sang lullabies and folk songs to us because that is what her mother did.

What she instinctively did was provide us kids with a base upon which to build our morals and beliefs.

Teaching children the age-old Bible stories prepares them for making those all-important, life-changing decisions.

Proverbs 22: 6 says, "Train a child in the way he should go, and when he is old he will not turn from it."

That is why I have entitled this collection of my favorite Bible stories As "Bible For Kids". So much of what we learn at our parents' knees will form the foundation on which we can make life's major decisions.

Children, by their very nature, are trusting. They believe whatever stories, myths, songs, poems—and yes, sadly TV shows—they are exposed to. As parents and teachers, we have an opportunity to share the stories we love. Children believe in miracles. They see good in humans and expect to be treated with love. They are keen to discover new worlds and meet new people.

May you and your children enjoy sharing these selected Bible stories, and the follow-up activities. From them, may you build a firm foundation on which your kids can confidently and competently make those important decisions. As the "Bible For Kids" book is designed to be read sequentially or by selecting your favorite stories and reading those first.

Talk with your child about the stories. Relate them to events in his life.
Enjoy one or all of the follow-up activities included after each story.
Share the facts, the lessons and the application to your child's life.

Bible Stories

1. God Created the World



Have you ever looked at a big empty lot where a Wal-Mart will soon be built? It's just one open field? It is hard to imagine that, in a few short weeks, a whole big store and a parking lot and even trees and plants will appear.

That's how it was when God created the world. There was nothing there. No oceans, no land, no trees, no rocks, no people and no animals. Just nothing!

Here's how it happened:

In the beginning there was no earth or sky or sea or animals. There was only God's voice in the darkness. On the first day, noticing how black it was God thought: This will not do.

So, God said to the black hole, "Let there be light!"

In a flash, light shone on the vast empty space that was not yet our world.

God looked around and he was pleased with his first day's work.

"That's good!" God said with a nod.

Then he added, "From now on, the dark it will be called 'night'. The light will be called 'day'." So that's how we came to have night and day.

On the second day God looked around at the vast emptiness. He decided it needed earth and sky. So, God added the brown earth and a blue sky overhead. When he was done, he looked at the earth and sky and he nodded in satisfaction. "That's good," said God.

On the third morning God looked at the earth. He added water and dry land. He created plants and trees to cover the land. God added tulips, and daffodils, and daisies, and hyacinths to the land. He created grass and all manner of fruits and vegetables.

Then God stepped back and looked at the oceans, the lakes, the rivers, the mountains, the valleys, the trees, the grass, and all the flowers. "The earth is looking great", said God.

On the fourth day, God looked around and thought, "I need light to brighten the day and warm the plants and trees. So, God created the sun to light the sky during the day. He added the moon and stars so the night was not so dark. When God had hung them in the sky, he stopped to look at his creation. "I am pleased with what I have done, so far," said God.

On the fifth day, God turned took a close look at the water he had collected in the oceans. "I want creatures in these waters. He said. Suddenly, there were millions of small fish darting through the waters of the rivers and

lakes and huge fish swimming in the oceans. God decided the earth should have some critters too so He made birds. His newest creations soared through the air. "Oh, I like that!" said God. "This is good."

On the sixth day, God put the finishing touches in earth. He added land creatures to the land. God made lions, tigers, bats and bears. He created chickens and rabbits and mice and pigs and sheep and cows. God added everything from aardvarks to zebras.

Someone needs to tend to the fruits, and vegetables, the koalas and the kangaroos, the puppies and the penguins. Somebody needs to make sure the grass is growing and the earth is tilled. So God created Man to enjoy all that God had created and to take care of all that He had created.

God looked all around Him. He was happy with all He had created.

On the seventh day God took a nice long rest. He was tired after all that creating.

Creation Follow up Activities



1. Use felt cutouts for each day of creation. As you tell the story, have children add features of the creation to a felt board.


2. Use a round balloon as a base. Have children coat the balloon with several layers of papier mache, letting each layer dry before adding another. Have children paint the continents and oceans on the papier mache “world”.

3. Have children create a series of pictures to show what God created on each day.

4. Create or purchase sugar cookie dough. Let the children cut out sun, moon, and stars cookie shapes with cookie cutters. Use animal and fish cookie cutters to make creature cookies. Let children decorate their creation cookies.

5. Teach the creation song. Melody and lyrics are available at: <https://www.youtube.com/watch?v=SV9ZP8ZTPnM>

2. Adam and Eve



After spending some time in God's glorious new earth Adam became sad.

You know how it is. At first you get a brand new toy and you love playing with it all by yourself. Then you get bored with your own company. You want someone else to come and play with you.

Well, that's what happened to Adam. He grew lonely.

He lived in the most beautiful garden in the world but it was no fun. He had only animals, and birds, and fishes around him. He had no one to talk to.

Like every other human since him, Adam needed human company.

God had a plan. He had created Adam from the dirt of the earth. So, he reached down and took a handful of earth. He made all the animals and all

the birds that walk, hop, and swim. He brought them all to Adam and told him to give each one of them a name.

Adam was kept busy for a long long time naming the animals and birds, turkeys and titmice, doves and ducks, mice and mongooses, robins and rats, eagles and elephants, the gerbils and the giraffes.

Naming things meant Adam was responsible for all these other creatures. It's just like your dog. As soon as you named him Spot, he belonged to you. As soon as your parents named your baby sister, they were responsible for her care.

With all the creatures to look after, Adam was kept busy but he was still unhappy. The creatures were good company but he couldn't talk to them and tell them how he felt.

God noticed Adam's sadness. So, God put Adam to asleep—like the doctor does before he removes your appendix or your tonsils. Then God took one of Adam's ribs.

From Adam's rib, God created another human. When Adam awoke, God brought the woman to him.

Adam was delighted. Here was a person just like him! She had two arms and two legs and two eyes and two ears and a mouth, and hair just like Adam. Adam was into naming everything so he said, "I will call her 'woman'. It means "taken out of man."

Adam was happy. He had someone to talk to. They enjoyed the wonderful garden God had created for them and they were happy...Just like you are happy to have someone over for a play date or you are glad to have a brother or sister.

Garden of Eden Follow up Activities



1. Have children create cloth collage pictures of the Garden of Eden.
2. Have children draw or cut a tree trunk. Then have them use a green ink pad and fingerprint leaves to finish their picture of the tree. Have them add cut paper or red fingerprint apples.
3. Give children a six-foot long piece of mural paper. Have children make trees, a river, and flowers from construction paper. Help them find pictures of animals in magazines, and glue them on the mural paper to make a picture of what they think the Garden of Eden might have looked like.
4. Show the children the animated story of Adam and Eve. Click on: <https://www.youtube.com/watch?v=vMkzDbIhQ7E>

3. That Pesky Serpent!



Everything went along well in the Garden of Eden. The weather was always lovely and sunny. Adam and Eve—for that is what Adam finally named her—tended the creatures. They played tag in the trees and ate the delicious fruits and vegetables that grew there.

At night, they sat and looked at the moon and the stars twinkling in the dark sky and talked. Adam was so glad to have another creature that talked.

Their life was so perfect it was almost too good to believe.

One perfect, warm sunny day, Eve was walking through the garden. Suddenly, one of the creatures slithered out in front of her.

“How nicccccccccccccc to ssssssee you, Eve,” hissed the serpent.

Now the serpent wasn't really one of God's creatures. He was really the devil in disguise. He appeared to tempt Eve to turn away from what God had told Adam and Eve to do. The serpent was evil. He was God's enemy.

The devil or Satan is a clever evil character. He can appear in any form. It is his job to tempt people to do things they know are wrong.

God had told Adam and Eve they could enjoy all that The Garden of Eden produced—except the fruit of one tree.

So, the serpent said to Eve, "Did God really tell you that you couldn't eat the fruit the trees in the garden?"

"No!" said Eve. "That's not what God said. He said we could eat anything we wanted except the fruit from one tree."

"Did God want to keep that special fruit for Himself?" the serpent asked slyly.

"No that's not it!" corrected Eve "God said that if we ate the fruit from the tree of the Knowledge of Good and Evil, it would kill us!"

The serpent answered, "God tricked you! That fruit won't kill you! God only said that because he didn't want you to become as wise as He is."

"That doesn't seem right," Eve pondered.

And this is where Eve made a big mistake. Instead of leaving right then, she checked out the forbidden tree.

You know how it is. If your parents say, "Don't touch that stove. You will get burned." Or "Don't put your tongue on that frozen pipe. It will stick there."

You can't resist checking to see if they are right, can you? And what happens? You get hurt...just as your parents warned you would!

Well, that's what happened to Eve. She looked at the tree God had forbidden them to eat the fruit of and it looked soooooooooo good! It

didn't seem dangerous at all.

She was beginning to get suspicious. The sneaky serpent had managed to instil mistrust in Eve's mind. The more she looked at the fruit of the Forbidden Tree, the more she couldn't resist it.

Remember those cookies mom put in the cookie jar and said, "Don't eat them before dinner." The more you thought of them, the more you hungered for one—in spite of mom's warning!

That is how temptation works. You want something badly because someone said you couldn't have it. And there it sits, tempting you!

Then you tell yourself, "Just one cookie. Mom won't notice!"

Then you climb up on the cupboard and sneak a cookie.....and fall off the cupboard, or your little brother tells on you or you choke on the cookie.

Bad things almost always happen when you do what is wrong.

That's why things are wrong. You were warned for a good reason.

Poor, Eve wasn't thinking about that. She couldn't think of anything but how delicious that forbidden fruit looked.

So Eve took some of the fruit, and she ate it.

Feeling guilty about keeping it for herself, she gave some of the fruit to Adam, who also ate it.

All of a sudden, Adam and Eve realized they weren't wearing any clothes. And they were embarrassed to be naked.

Until they ate the Forbidden Fruit they are as carefree as little kids running around in diapers. Little kids don't know any better. That's how Adam and Eve were before they ate the fruit. They didn't know any better. They didn't know the difference between right and wrong. Now they did.

They were so embarrassed that they hid from God and from the creatures in The Garden of Eden.

When God went for a walk that night, he couldn't find Adam and Eve anywhere. "Adam? Eve?" He called. "Where are you?"

Adam answered from behind the bushes, "Right here, Lord. We are hiding because we are naked."

"Who told you that you were naked?" God asked.

"Did you eat the Forbidden Fruit?" He asked.

God knew that he had. He always knows.


"It wasn't my fault!" Adam protested, "Eve made me do it!"

So God said to Eve, "Is that true?"

"It wasn't my fault!" Eve argued. "The serpent made me do it!"

Adam and Eve were in big trouble like when you accidentally break a lamp after your mom has told you not to throw the football in the house.

That Pesky Serpent Follow up Activities



1. Have children create cat stairs for the serpent's body. Have them cut out a head shape from construction paper and attach google eyes and a pipe cleaner tongue.

2. Have children create a painting of the serpent talking to Eve in the Garden of Eden.

Have children cut “cups” from cardboard egg cartons, paint them and fasten them together to create a snake shape. Add google eyes and a ribbon tongue.

3. Have students collect toilet paper rolls and paint them bright colors. Punch holes on each side both top and bottom of the rolls as shown. Then have children fasten the rolls together with pipe cleaners to create a snake shape. Add google eyes and a ribbon tongue.


4. Have students collect toilet paper rolls and paint them bright colors. Punch holes on each side both top and bottom of the rolls as shown. Then have children fasten the rolls together with pipe cleaners to create a snake shape. Add google eyes and a ribbon tongue.

5. Teach children The Snake Song. Click on:
<https://www.youtube.com/watch?v=V9aaQ9iHxoA>

6. Teach “Watch Out for the Snake”. Click on:
<https://www.youtube.com/watch?v=IVsKW3SD-J0>

7. Have children illustrate their favorite part of “Watch Out for the Snake”.

4. Kicked out of Eden



When you do something wrong you disappoint your parents. They usually take away a privilege or your allowance or they have you do a specific chore like walking the dog.

Adam and Eve knew better. God told them not to eat the fruit from the tree of the Knowledge of Good and Evil. But they did it anyway.

They disobeyed God. Adam and Eve brought evil into God's perfect world. They sinned. Sin is knowing what God wants you to do, but doing what you want instead. Adam and Eve disobeyed God. Everything changed.

Also, they did not take ownership for what they had done. They knew it was wrong. Yet they gave into temptation. Then they tried to place the blame on someone else. Adam tried to blame Eve for tempting him to eat

the fruit. Eve tried to blame the serpent. God knew the truth. Adam and Eve had disobeyed him.

What would you have done if you had been God?

Here is what God did.

God told the serpent, "You lied to my children and tricked them into disobeying me. From now on, you will not be able to walk. You and every serpent after you will crawl."

Then God looked at his Humans and added, "Adam and Eve and all their children and grandchildren will see you as their enemy. You will try to hurt them."

Then, God turned to Adam and Eve.

He said to Eve, "Because you sinned and disobeyed me, you and Adam are forever banned from this magical garden. You will know pain and fear. Food will not magically appear. You will have to work for it."

To Adam, God said, "Because you disobeyed me, you will have to work hard all your life for the food you eat and the things you need. Weeds and prickly things will get in your way. Work will be hard. You will have trouble."

Then God turned them out of the Garden of Eden. Their hard life would always remind that they had disobeyed God.

Adam and Eve made clothes out of animal skins. God put an angel with a flaming sword on guard at the gates to The Garden of Eden.

Follow up Activities: Kicked out of Eden




1. Prepare a bag with items of various worth: a stone, a leaf, a penny, a pearl, a toy, a bracelet..... Have each child reach in and take an item. When each has one, ask them to look at what each child pulled and who got the most valuable. Ask why it was difficult to choose wisely. Ask them how this was like what happened to Adam and Eve.
2. Have children tell about a time when they were tempted by something or someone and disobeyed your parents or your teacher or a neighbor or???
3. At the top of a piece of paper or on the chalkboard write the words Because of Adam and Eve and invite the children to share ideas that fit under this heading, such as:
 - a. We could choose to be born on the earth.
 - b. We know good from evil.
 - c. We became separated from Heavenly Father.

d. We will someday die.

4. Teach children the “Adam and Eve” song to the tune of “The Addams Family”. Click on: <https://www.youtube.com/watch?v=4Mpz9mZMpzc>

5. Cain and Abel



Even though Adam and Eve had sinned, God still loved them—just like your parents still love you even when you have disobeyed them and disappointed them.

Soon God blessed them with the first baby ever born!

Do you remember how exciting it was at your house when there was a baby on the way?

Adam and Eve named their first baby Cain.

Before long, they had another baby. They named Cain's little brother

Abel. Adam and Eve had other children after Cain and Abel.

Then their children had children, and their children's children had children. That's how the world began to fill with people.

As often happens with brothers and sisters, Cain and Abel were as different as night and day.

Cain became a farmer. He loved to work with the soil. He delighted in watching each seed come up.

Abel grew up to be a shepherd. He loved animals and took care of the sheep.

Both sons made sacrifices to God for all he had done for them. A sacrifice is when you give something to God that you would have liked to keep for yourself. You give him your best crop or lamb or fruit or whatever you have made or grown.

Cain and Abel built an altar for a sacrifice.

On it Cain put some of the things he had grown. He brought some wheat, and vegetables, and grapes and figs.

He burned them on the altar to give to God.

Abel brought the first lamb born to one of his sheep.

God was happy with Abel's gift. He knew that Abel was trying to please God and always do what God wanted.

But God knew that Cain wasn't so sure he wanted to do what God wanted. So God wasn't happy with Cain's gift.

Cain was angry and jealous that his brother was getting God's approval.

Cain blamed his brother for making him look bad.

Cain was convinced that God loved Abel more.

From that day on, Cain thought up mean things to do to his brother because he was so jealous of him.

His jealousy grew. His hatred grew and his thoughts became meaner and meaner.

One day, Cain planned a terrible thing.

One lovely sunny morning, Cain invited Abel to come to his fields.

Abel, anxious to please his brother, said, "Yes!"

Abel loved and trusted his big brother.

When Cain got Abel out where nobody could see or hear them, he took a rock and stoned his brother Abel to death.

Later that day, God found Cain toiling in his

fields. God said to him, "Where is your brother

Abel?"

"How should I know?" Cain snarled. "Am I my brother's

keeper?" God knew what Cain had done.

God said to him, "You have spilled your brother's blood onto the earth. From now on because of what you have done, nothing will grow on your land. You will have to wander to find your food."

"But that's not fair!" protested Cain. "The punishment is too harsh!"

He lamented, "My parents and siblings will try to kill me for what I have done."


God knew Cain was right. His relatives would hunt him down and kill him. So God put a mark on Cain to protect him.

Cain left his only home and family.

Because of the awful thing Cain had done, Adam and Eve lost not just one son, but two.

So Cain went away and lived in the land of Nod.

Cain and Abel Follow up Activities:



1. Have children create Cain and Abel dolls out of paper bags.
 - a. Place a rock or something heavy at the bottom of a brown lunch bag. Place a wooden dowel inside the bag so it is sticking out the top.
 - b. Stuff the bag with plastic grocery bags or tissue or newspaper. Gather the top of the bag around the dowel and glue it.
 - c. Dress the paper doll in paper robe. Use a paper plate for the face.
 - d. Paint it a flesh color and add features.
 - e. Fasten the plate head to the dowel. Cover the head with a tissue hood.
 - f. Add cardboard feet at the bottom of the brown paper bag.
 - g. Repeat steps (a) to (f) to make the other doll.
2. Have children complete the Cain and Abel crossword.

3. Teach children the “Cain and Abel” song. Click on: https://www.youtube.com/watch?v=6-_KFzHF5_E
4. Have children tell about a time when they didn’t get along with a brother or a sister.
5. On a chart paper print: Because I have a brother or sister, I can... Have children suggest ways to end this sentence. Print their responses.
6. Have children paint a picture of their family.

6. The Birth of Jesus



Have you had a new baby at your house or the house of a friend?

It's exciting isn't it?

Everybody waits impatiently for news that the baby is born.

Most babies are born in hospitals. Some babies are born at home where a midwife helps the mother have the baby.

A few babies are born in unexpected places because they came faster than their parents expected. That's what happened when Jesus was born.

Mary, Jesus' mother, was living in Galilee of Nazareth

She was engaged to be married to Joseph, a Jewish carpenter.

An angel visited her and explained to her that she would conceive a son by the power of the Holy Spirit. She would carry and give birth to this child. The angel told her she was to name the new baby Jesus.

At first, Mary was afraid. She was troubled by the angel's words.

Being a virgin, Mary questioned the angel, "How can this be?"

The angel explained that the child would be God's own Son. The angel told Mary, "Nothing is impossible with God."

Humbled and in awe that she had been selected to have God's son, Mary believed the angel of the Lord and rejoiced.

She recalled the words of the prophet Isaiah 7:14 foretelling this birth: "Therefore the Lord himself will give you a sign: The virgin will be with child and will give birth to a son, and will call him Immanuel."

When Mary told Joseph she was pregnant, he must have been shocked. He knew the child was not his.

Mary's apparent unfaithfulness made Joseph feel ashamed.

Under Jewish Law, Joseph could refuse to get married to Mary. He could even have her stoned for being unfaithful to him.

Instead, Joseph treated Mary kindly.

God sent an angel to Joseph in a dream to tell him Mary's story was true and to reassure Joseph that his marriage to her was God's will. The angel explained that the child within Mary was conceived by the Holy Spirit. He told Joseph to name the baby Jesus. He told Joseph the baby Jesus was the Messiah which was Hebrew for God with us.

When Joseph woke from his dream, he obeyed God. He took Mary home to be his wife, in spite the gossip he would face.

Probably God chose Joseph to be Jesus' earthly father because he was such a good and faithful man.

Joseph recalled the words found in Isaiah 7:14; "Therefore the Lord himself will give you a sign: The virgin will be with child and will give birth to a son, and will call him Immanuel."

At that time, Caesar Augustus had ordered a census to be taken. Everybody in the entire Roman world had to go to his own town to register.

Joseph of the line of David had to go to Bethlehem to register with


Mary. While they were in Bethlehem, Mary gave birth to Jesus.

The inn was too crowded. So, the innkeeper let Mary and Joseph sleep in the barn.

Jesus was born in that stable.

Mary wrapped the baby in cloths and placed him in a manger because she had no crib.

Follow up Activities: The Birth of Jesus



1. Find or borrow a manger scene. Have children set it up as the story of Jesus birth is read to them.
2. Watch the story of Jesus' life on:
<https://www.youtube.com/watch?v=2HeluVzRW2c>
3. Create or buy felt figures for the flannel board and have children retell the story of Jesus' birth.
4. Have children draw or paint their favorite part of the Christmas story.
5. Teach "Away in a Manger".
<https://www.youtube.com/watch?v=9CJFt7BZKUU>

7. Jesus Gets Visitors



When a new baby is born, word travels fast. We use the telephone to call all our friends and relatives. Facebook has pictures of the baby. Tweets go out every time the baby smiles or poops. Text messages reach friends all over the world.

However, in Joseph's day word travelled by word of mouth. Mary and Joseph were far away from Nazareth in Bethlehem. It was weeks before they got back to Nazareth to show their new baby to their friend and neighbors.

But news of the baby's birth travelled in an unusual way and to an unlikely group.

Out in the fields, an angel of the Lord appeared to the shepherds who were tending their flocks of sheep that night. The angel announced that the

Savior had been born in the town of David.

Suddenly a great host of heavenly beings appeared with the angels and began singing praises to God.

As the angels departed, the shepherds decided to travel to Bethlehem and see the Christ-child.

There, they found Mary, Joseph and the baby, in the stable. After their visit, they began to spread the word about this amazing child and everything the angel had said about him.

They went on their way still praising and glorifying God.

Mary kept quiet, treasuring their words and thinking about what the angels had told the shepherds.

The next group to come and visit Jesus was the wise men or Magi. They saw a strange star in the east. They knew that the star was a sign of the birth of the king of the Jews.

The wise men came to the Jewish rulers in Jerusalem and asked where the Christ was to be born.

The rulers explained, "In Bethlehem in Judea," just as the gospel of Micah 5:2 had said.

Herod the king secretly met with the Magi and asked them to report back after they had found the child.

Herod told the Magi that he too wanted to go and worship the babe.

Really, Herod was jealous. Once he knew where Jesus was, Herod was plotting to kill him.

The wise men followed the star in search of the new born king for many days.

Finally, they found Jesus with his mother in Bethlehem.

It is that Jesus was already two years old by the time the wise men arrived. It was a long trip and they were travelling on camels.

The wise men bowed and worshipped Jesus. They offered treasures of gold, incense, and myrrh.

When the wise men left, they did do as Herod had told them.

They had been warned in a dream of his plot to kill Jesus.

Follow-up Activities: Jesus' Visitors



1. The wise men brought Jesus gifts. If you had been going to see baby Jesus what would you have taken to him?
2. Teach children “Jesus Our Brother Kind and Good”. Have children sing the verses for the shepherds, the wise men, the donkey... Click on: <https://www.youtube.com/watch?v=--kxYNhKn7A>
3. After watching “The Friendly Beasts” video, have children each choose an animal and paint the scene.
4. With the children look at the CHRISTMAS alphabet poem. 'C' is for the Christ child, born upon this day,
'H' for herald angels in the night,
'R' means our Redeemer,
'I' means Israel,

'S' is for the star that shone so bright,

'T' is for three wise men, they who traveled

far, 'M' is for the manger where he lay,


'A's for all He stands for,

'S' means shepherds came.

And that's why there's a Christmas day.

After reading the poem with the children, have each of them create a picture book with a page for each letter of CHRISTMAS.

8. Noah Builds an Ark



God looked around at the world he had created and he was sad. He saw what a terrible place the world it had become.

He saw that everyone was lying, and cheating, and killing. He saw that no one cared about doing what was good and right anymore. And God knew that in their hearts all they wanted to do was evil and bad.

But, God saw one good man. His name was Noah.

God said to Noah, "Noah, I have decided to put an end to this world people have messed up. I am going to make a flood and wipe the world clean.

God told Noah, "I want you to build an ark."

Noah had no idea what an ark looked like nor how to build one.

God explained that it was a really big boat that would house two of every creature one earth and Noah's family.

He told Noah exactly how to make it. The arc would be longer than a football field, and higher than a three-storey house. There would be one door, and a window all around the arc just beneath the roof.

Noah was 500 years old. Think of what a big job God was asking him to do.

Noah could have made lots of excuses:

- o "This job is too big."
- o "I am not a shipbuilder"
- o "I am too old!"
- o "I don't have the right tools."

What other excuses could Noah have made?

Instead of making excuses, Noah went to work. He followed God's instructions carefully.

Can you imagine what Noah's neighbors must have thought? Noah worked day after day, year after year.

After a hundred years, Noah put down his hammer. The ark was finished!

God said to Noah, "Now I want you to find two of every kind of animal, a male and a female, and bring them into the ark. And bring enough food for them all too."

Noah did just as God told him to.

Just as Noah rounded up the last animal, he felt a drop of rain hit his head. Then the flood came.

God told Noah to get his family into the ark. So Noah and his wife, and his three sons; Shem, Ham, and Japheth and their wives all got into the ark. Then the Lord himself reached down from heaven and shut the door. Water poured from the sky and rushed up from the ground.

It rained.

And rained.

And rained.

Lightning flashed. Thunder crashed.

The winds blew huge waves across the water. The water lifted the ark above Noah's house and floated it out of his backyard.

The ark tossed in the storm.

It rained for forty days and forty nights.

It rained so hard that Noah's ark floated over the highest mountains. Everything on the earth died.

Noah and his family waited in the ark. Everywhere they looked, they saw nothing but water.

For 150 days the ark tossed on those waves.

Noah and his family were kept busy trying to keep all those animals fed and the ark cleaned up.

One day, God caused a warm wind to blow. The rain stopped, and the water began to go down. It took another 150 days for the ark to come to rest on the very top of a Mount Ararat.

Noah and his family and all those animals had all been together in that ark for almost a year!

After 40 more days, Noah opened the window of the ark and let a blackbird fly out. Noah waited and waited, but the raven never came back.

Noah tried again. This time he sent a dove. The dove flew around and around. It couldn't find any dry ground so it came back.

Noah waited seven more days. Then he let the dove loose again.

This time, the dove came back with a fresh olive leaf in its beak.

Noah knew the water had gone down. The dove had found an olive bush growing on dry land.

Noah waited another seven days. Then he sent the dove out again. This time it didn't come back. It had found a new place to live.

Finally, God told Noah it was all right to leave the ark. Noah opened the door, and all those animals rushed out!

They found new homes in the world God had washed clean.

Noah was 601 years old when he left the ark.

God made this promise to Noah,

“Never again will I destroy the world with a flood.

I make this covenant with you and with all creatures.

From this day on,

there will always come a time for planting,

and a time for gathering up what was planted.

Day will always follow night,

the warm days of summer

will always follow
the cold and snow of winter,
as long as the earth shall be."


God blessed Noah and his family. He told them to have many children and fill the earth with people again. He gave them the plants and the animals for food. And he made people the boss of everything on earth.

Then God said to Noah, "Look up in the sky."

Noah looked up. The storm clouds had cleared. The bright sun was shining. In the sky, God made a brilliant rainbow appear.

God said to Noah, "You see, I have set my rainbow in the sky. This will be the sign of the covenant I have made with you and all creatures, never again to destroy the earth by a flood. It will always remind us of the promise between you and me."

Follow up Activities: Noah Builds an Ark



1. Teach children “The Rainbow Song”.

<https://www.youtube.com/watch?v=tRNY2i75tCc>

2. Give children paints to paint a rainbow. Teach them the mnemonic device”: ROY G BIV so they get them in the right order.

3. When they have finished, sing “I can Sing a Rainbow”

<https://www.youtube.com/watch?v=nRTdq0VsLGQ>

Have them note that the song has taken liberties with the color order. Find the mistakes.

Red and yellow and pink and green

Purple and orange and blue

I can sing a

rainbow, I can sing

a rainbow,

sing a rainbow too.

Listen with your eyes,

Listen with your ears,

and sing everything you see,

I can sing a rainbow,

sing a rainbow,

sing along with me.

Red and yellow and pink and green,

Purple and orange and blue,

I can sing a

rainbow, sing a

rainbow,

sing a rainbow too!

4. Teach children the Noah's Ark action song:

<https://www.youtube.com/watch?v=yCii16cyZfg>

5. Together watch the "Noah's Ark" fifty-minute

video: [https://www.youtube.com/watch?](https://www.youtube.com/watch?v=NZu3GXoKXU4)

[v=NZu3GXoKXU4](https://www.youtube.com/watch?v=NZu3GXoKXU4)

6. Imagine what a day in the ark must have been like! Write or tape a story about a day on the Ark.

9. Jonah and the Whale



One day God asked Jonah to go to a place called Nineveh and tell the people living there to stop being bad.

The only problem was that Jonah didn't want to help the people there. He knew they were bad and he wanted them to be punished for their mistakes.

So, instead of doing what God told him to do, Jonah ran away from Nineveh

Jonah ran to the sea. He found a ship that was going to another city. He paid the captain, and went below to sleep.

While Jonah was fast asleep below, a very bad storm arose. The boat was tossed around by huge waves.

The men on board were very afraid. They started to throw the cargo overboard to lighten the load and prevent the boat from sinking.

When the captain went to find Jonah, he was still sound asleep.

The captain shook Jonah and said, "How can you sleep? Get up and pray to your god. Maybe He will help us!"

The other sailors decided that the storm was Jonah's fault.

Jonah explained that he was running away from something God had asked him to do. "It is my fault this is happening," he said. "If you throw me into the sea the storm will stop."

The men didn't want to hurt Jonah. They tried to row the best they could, but the storm just got worse. So they picked up Jonah and threw him into the sea. The storm immediately calmed and the sea became still.

The captain and the crew looked out to sea as a huge fish came and swallowed up Jonah.

God had sent the fish to keep Jonah from drowning. Jonah stayed in the fish for three days and three nights.

Can you imagine what it would be like inside a fish for three days? No windows. No light. No TV....

While Jonah was trapped inside the fish he did a lot of praying. He asked God to forgive him for running away. He also thanked God for saving him.

After the third day God told the fish to spit Jonah out onto dry land.

Jonah was happy to be out of the dark belly of the fish!


Then the Lord told Jonah a second time to go to Nineveh and tell the people there to stop being bad.

This time Jonah obeyed God and left for Nineveh right away.

When Jonah got there, he told the people what had happened to him. He warned them that God said that they should stop doing bad things or in forty days the city and everything in it would be destroyed. To Jonah's surprise the people listened to him and they prayed to God and they said sorry for all the bad things they had done.


Soon the king of Nineveh heard what was going on and he ordered that everyone to listen to God and to stop doing bad things. And when God saw that they were trying to good instead of bad he decided not to destroy their city.

Follow up Activities: Jonah and the Whale



1. Together watch the Jonah movie.
https://www.youtube.com/watch?v=4yMNG6-C_S8 or the shorter animated version: <https://www.youtube.com/watch?v=BEUyhJzdRLs>
2. Have children paint a picture of Jonah being swallowed by the whale.
3. Have the children collect whale facts and use the ten best ones to create a whale fact shape picture book.
4. Teach children “Jonah and the Whale” song.
<https://www.youtube.com/watch?v=FVFMMUF441Q>
5. Have children create a Jonah and the Whale card or board game.

10. Zacchaeus and the Tax Collector



Have you ever felt too little to do something like reaching the top shelf where mom puts the cookies? Or getting that bright red apple from the tallest branch of the tree?

Well, then you know how Zacchaeus felt. You see: Zacchaeus was a wee, little man.

However, Zacchaeus was also a rich man.

Nobody liked Zacchaeus very much because he was miserly.

Nobody liked Zacchaeus very much also because of how he got rich. He took money from other people and gave it to the Romans.

Nobody liked the Romans much either. They were big bullies. They came from another country with all their soldiers and swords and spears and forced the people to do things they didn't want to do. The Romans took their money and called it a tax.

Zacchaeus was a tax collector the Romans.

Some of the money he gave to the Romans.

But Zacchaeus also kept lots for himself. That's how he got so wealthy!

Zacchaeus lived in the town of Jericho

Jericho was the place where Joshua fought and won The Battle of Jericho and "the walls came tumbling down."

One bright, sunny day, Zacchaeus looked down the dirt road that came into Jericho. He noticed a crowd of people coming his way.

Everywhere Jesus went, people who were sick got better. People who couldn't walk could walk again. People who were blind could see again.

Jesus was pretty amazing!

Everybody wanted to see Him—including Zacchaeus.

Like all big stars, Jesus collected a huge crowd wherever he went.

Being very short Zacchaeus knew that he'd never be able see over the crowd.

Nevertheless, Zacchaeus ran to the edge of the crowd and stood on his tiptoes.

He couldn't see anything.

He tried jumping up. But still he couldn't see anything.

Zacchaeus tried to push his way through the crowd. No one would let him through.

Zacchaeus turned and saw a sycamore tree growing right beside the road where Jesus was walking. He had a brilliant idea!

Up the tree he went! Jesus stopped right under the sycamore tree. He looked up, and there was Zacchaeus peeking out through the branches.

“Zacchaeus!” Jesus said, “Come down!”

“I need to stay at your house!”

Zacchaeus wondered, How does He know my name?

He was excited about Jesus coming to stay at his house.

Down the tree he scampered. He was so happy he nearly did a happy dance!

Together, they started off towards Zacchaeus’ house.

The crowd was not happy.

They shouted, “That man is a sinner!”

“He cheats and steals from us!” they shouted.

“He isn’t good enough to host Jesus at his house!”

Zacchaeus heard what the people were saying about him. He said, “Listen! I will give half of everything I have to the poor! And if I cheated anyone, I will pay them back four times as much!”

Jesus was going to be a guest at his house. He was desperate to keep the crowd happy!

Jesus was happy with Zacchaeus.

He said, “Zacchaeus, your life was all wrong. Now it is all right. You were lost. You have been saved!”

Even though Zacchaeus was a wee, little man he felt ten feet tall!

Follow up Activities: Zacchaeus



1. Teach “Zacchaeus was a wee little man” action song. [https://www.youtube.com/watch?v=bkd-](https://www.youtube.com/watch?v=bkd-QFD7vMA)

[QFD7vMA](https://www.youtube.com/watch?v=bkd-QFD7vMA)

2. Have the children create a tree on a piece of mural paper. In the tree’s branches have the hide many things—including Zacchaeus. Have them search for Zacchaeus in the trees of others.

3. Tell about a time you climbed a tree.

4. Zacchaeus was excited when Jesus knew his name. We all like to have people remember our names. Play the circle name game. Have children sit in a circle. Begin with a volunteer who will say his name and one exciting thing about himself. For example: “My name is Darren and I have a cat named Socks.”

The next person says, “Hi my name is Libby. That’s short for Elizabeth. I got that nickname because my little sister couldn’t say ‘Elizabeth’. It came

out Libby.” Then she points and adds, “His name is Darren and he has a cat named Socks.”

Play continues around the circle. Others help when the list gets long.

5. Have children create a name card for their desks and decorates it.

11. Jesus and the Loaves and the Fishes



During his time on earth Jesus performed miracles. This is the story of one of them.

Jesus taught his disciples how to heal the sick and then he sent them out into the country to heal sick people and tell others about God.

The disciples were very excited to tell Jesus about their adventures when they returned.

Just like when you know a famous person is going to be there, people followed the disciples back so they could see Jesus.

Everybody was hungry as they hadn't even had a chance to eat.

Jesus said, "Come with me and we will find a quiet place to talk and get some rest."

Jesus and his disciples got into a boat and rowed to the center of a lake to talk. By the time they got to the other side, five thousand people had gathered.

It was getting late. None of the people had had supper.

The disciples said to Jesus, "There is no food around here and it's late

Jesus replied, "Give them something to eat."

The disciples said, "We can't feed all these people."

Jesus and one of the disciples named Andrew noticed a small boy with a small lunch. He stopped the boy and asked him what he had. He handed over five small loaves of bread and two small fish.

"That won't feed all these people!" the disciples exclaimed.

Jesus smiled and said, "Ask everyone to sit down." When all five thousand were seated Jesus took the loaves of bread and thanked God for them.

Then the disciples passed around the bread and everyone could take as much as they wanted.

Jesus did the same with the fish.

Five thousand people ate from this boy's small lunch. They ate as much as they wanted.

After everyone was full, Jesus asked the disciples to gather all the food that was leftover so nothing would be wasted. When everyone had eaten there were twelve baskets of bread and fish left.

Follow up Activities: The Loaves and the Fishes.



1. Have children watch the “Loaves and the Fishes” video.
https://www.youtube.com/watch?v=WA8_UBmg6BA
2. Ask children to think of ways they can share with others. Make a list. Have them choose one sharing activity.
3. Read the story of “Stone Soup” to the children. Talk about how good things can result when everyone pitches in and helps.
4. Make “stone soup” with the children.
5. Discuss how everyone can help with a neighborhood or school project by pitching in and helping. Look for community or school projects where children may help out.

12. Jesus Walks on Water



Jesus and his disciples had been out teaching about God and performing miracles all day long. When the day was over and the crowds were leaving, Jesus told the disciples to go find their boat and go back to the other side of the lake. Then he went up the mountain to pray.

When He finished, it was very the middle of the night. Jesus could see that the disciples' boat had taken them across the lake faster than usual. He had to get to the other side of the lake and join the disciples.

He decided that He could teach the disciples something about faith. So, He started to walk on the water towards their boat.

Have you ever tried to walk on water? It's impossible. Why?

Jesus walked and walked. One the disciples notice him and pointed.

"What is that?" he asked the other disciples.

Jesus walking on water in the middle of the night must have seemed like a ghost on the water!

"I think it's a ghost," one of the disciples said, straining to see more clearly. "What else could it be!" another commented.

Some of the disciples were scared. They were sure they were seeing things.

As the disciples all rushed to the same side of the boat to get a better view of the strange sight, the boat started to tip.

Some of the disciples fell back into the boat to keep it from tipping over.

Jesus called out, "It's alright. I am here, do not be afraid."

The disciples stared at each other.

They felt relieved and silly because they thought their Teacher was a ghost.

Peter wasn't so easily convinced. After all, it was the middle of the night and they had only moonlight to help them see.

Peter said, "Lord, if it's really you, tell me to come to you on the water." "Come!" Jesus said.

He held His hand out to Peter.

The disciples watched as Peter carefully got out of the boat and began to walk on water towards Jesus. Peter started to notice waves and he got worried.

As soon as he got scared he started to sink.

Peter cried out, "Lord, save me!"

Immediately, Jesus reached and caught Peter.

"You have such little trust for me, Peter," Jesus said. "Why did you doubt me?"

Peter walked to the boat with Jesus by His side.

He himself wondered why he had gotten so afraid.

As soon as Jesus got into the boat the wind stopped and the water was calm.

The people who had been watching from the shore told their friends, and they told their friends just like a Facebook message travels.

People came from far and near to see Jesus. They brought all the sick people to him and begged to touch the corner of his long coat because all who touched him were healed.

Follow up Activities: Jesus Walks on Water




1. Have the children make paper boats and sail them on a small pond or a pool.
2. Show children the video
<https://www.youtube.com/watch?v=e6VnZZOFkRU>
3. Provide objects that float on water and objects that sink. First have children guess which will float and which will sink and say why. Then test their guesses by having them try to float the objects. Have them reach conclusions for the sentence: “In order for an object to float on water, it must_____.”
4. Have children create water art. Give each a water balloon to throw against a piece of mural paper. Using the “splat mark” made by the water, have them use sidewalk chalk to make a picture.
5. Mural. Have children create a mural of Jesus walking on water using paints and/or cut paper.

6. Teach the song: “Walkin’ on the Water”

http://www.sermons4kids.com/walkin_on_the_water_full_score.pdf

<https://www.youtube.com/watch?v=k9VxBxHarn4>

13. Jesus Turned the Water into Wine



Jesus had stepped into time to come to the earth. Though He was the Son of almighty God, He willingly allowed His infinite power to be harnessed for a time.

There was a wedding at Cana in Galilee. Jesus' mother, Mary, was there.

Jesus and His handful of disciples were also invited. According to the Bible, there were five disciples at this time: John, Andrew, Simon Peter, Nathaniel and Philip.

Mary may have been helping get the wedding feast ready. Maybe she was friends with the wedding couple's parents.

Weddings were a lot of work in those days. Many of these huge celebrations lasted for up to a week. Guests ate and drank and celebrated with the happy

couple.

Just imagine catering food and drinks for all those guests for several days!

Can you remember a family celebration that involved lots of food for guests?

Before the wedding was over the couple ran out of wine. Maybe they didn't estimate how much wine their guests could drink. Maybe the couple did not have a lot of money for the celebration. Running out of wine would be like not having enough birthday cake at your birthday party.

When the wine was gone, Jesus' mother pulled him aside and whispered the problem about running out of wine. "They have no more wine," she said, wringing her hands.

Even though Jesus had not yet performed any miracles, Mary knew that creating

wine would not be a problem for Him.

Instead of running to fix the problem, Jesus told her, "Dear woman, why do you bring Me into this? My time has not yet come."

What do you think Jesus meant by that?

Jesus had grown up in Mary's care. He loved her and obeyed her. However, he knew that God had a plan for him. He must follow God's plan. When He said, "My time has not yet come," Jesus meant that it wasn't the right time for Him to let others know He was God's son.

Jesus knew that Mary wanted this wedding to go just right.

There were six stone water jars nearby. Each could hold 20 to 30 gallons of water.

When travelers arrived all dusty from walking, these water jars were used for special washing.

The guests would have arrived at the wedding feast, dirty with sweat and grime of the day.

Jesus told the servants, "Fill the jars with water."

The servants were curious about what Jesus planned to do so they filled them to the top and brought them to Jesus.

Then he told them to take some of the water out of one of the jugs and give it to the person pouring the wine.


The servants filled these same water jugs so guests could wash themselves. Dipping water from these same wash jugs was a strange thing to these servants. It would be like offering your guests a cup full of your bath water!

The chief wine pourer was given the water to pour.

By the time the wine pourer had poured the water, it had turned into wine!! One of the guests commented on how delicious the wine was.

Jesus transformed the dirty water into the BEST wine!

Follow up Activities: Jesus turned the Water into Wine



1. Give children a glass of water and a small packet of wine colored Kool-Aid. Have them taste the water and then add the package of powder. Have them note the difference in taste and color.
2. Have children use rolls of paper towel or toilet tissue or Kleenex tissue to dress a doll in a wedding dress. Then have them tell the story of Jesus turning the water into wine using the doll as the speaker. (Barbie type dolls work best.)
3. Weddings are happy or joyous occasions. Have children suggest happy occasions besides weddings. List these on chart paper or a blackboard. Have children choose their favorite and paint a picture or write a story about it.
4. Teach the song: "Running Over"
Running over, running over,

My cup is full and running
over. Since the Lord saved me,
I'm as happy as can be.

Talk about what the phrase “My cup is full and running over” means.
Ask children what makes their cup full and running over. Use their ideas
to create extra verses by filling in the third line with a new idea:

Running over, running over,
My cup is full and running
over.

I'm as happy as can be.

5. Watch the video where Jesus turns the water into wine. Discuss what
is happening as children watch the video.

https://www.youtube.com/watch?v=xaWI4-n0z_0

6. Teach children Johnny Cash's song, “He Turned the Water into Wine”.

<http://www.metrolyrics.com/he-turned-water-into-wine-album-version-lyrics-johnny-cash.html>

14. David and Goliath



Saul was King of the Israelites. However, he thought he was so powerful that he could disobey God.

God was not happy about this so He asked Samuel to find a new king.

He sent Samuel to Bethlehem to find a man named Jesse. He told Samuel, "Jesse has eight sons. One of them will be the next king."

When Samuel met Jesse and his eight sons, he first thought that the oldest son, Eliab, would be the one God chose to be the next king.

But God said to Samuel, "Eliab may be big and he is the oldest but he is not the one I have chosen."

Jesse brought more of his sons to meet Samuel. None of them was God's chosen king.

Samuel was puzzled. He asked Jesse, "Are these all your sons?"

Jesse answered, "My youngest son, David, is out looking after the sheep. Do you want me to send for him to meet you?"

Samuel said yes so Jesse sent one of the other brothers to fetch David.

When David appeared, the Lord spoke to Samuel. He said, "He is the one."

So Samuel anointed him with oil as a special promise that he would be the next king.

David continued to be a shepherd to his father's sheep. While the sheep grazed, he played his harp and sang songs from the Bible's psalms.

Meanwhile Saul and his fearsome, huge Philistines were killing the Israelites.

While all the Philistines were big, the biggest of them all was a giant named Goliath.

Goliath was over nine feet tall. He had to bend way down to get through a regular door. Goliath was covered in armor and he carried a big spear.

Goliath taunted the Israelites to send someone to fight him. Even the most fearsome Israeli soldiers were afraid of Goliath.

"Hey, you guys!" Goliath shouted at the Israelites every morning and every evening, "I dare you to find one man to fight me." If an Israelite could beat Goliath he agreed to become that soldier's servant." Goliath was pretty sure of winning!

All Saul's soldiers were too afraid of the ginormous Goliath to try. Three of these men were David's oldest brothers.

When David's father, Jesse, heard about the giant he was worried about the safety of his three sons. He called David from the fields and asked him deliver food to his brothers and report back what was happening.

As David approached the camp, he heard Goliath shouting his challenge.

David told Saul, "I will fight this giant Philistine, Goliath."

Saul scoffed, "You're only a boy. Goliath is enormous and he has been fighting for years."

David told Saul, "I have had to fight lions and bears to save my father's sheep. God helped me then and he will keep me safe now."

Saul dressed David in his own heavy armor. David took it off because it was too heavy for him to move.

Instead of armor or weapons, David went to the nearby stream and gathered five smooth stones. He put them in a pouch at his waist. Carrying his sling shot, David went to Goliath.

As David approached Goliath, the mighty giant took one look at David and laughed.

He pointed to David's sling shot and said, "Boy, you expect to beat me with that?"

"Yes," answered David quietly. "I have God."

Goliath didn't care who David said he had on his side. The huge giant moved in for the attack.

Instead of running away as Goliath had expected him to do, David ran quickly to meet the giant. He reached into his pouch and pulled out a stone. Quickly, he fitted it into his slingshot and took aim it at Goliath.


The stone had hit the giant smack between his eyes. Goliath toppled to the ground.

The Israelite army looked on in stunned silence. David had done it! He had defeated the mighty giant Philistine!

When the rest of the Philistines saw their hero fall they turned and ran away.

David became a hero of the people of Israel.

Follow up Activities: David and Goliath



1. Five Smooth Stones

Have the children decorate five smooth stones however they like. They can find these stones or buy a bag of craft rocks at stores like Michaels or Wal-Mart. They can use indelible markers or acrylic paint which will dry in less than an hour.

With an indelible marker have them print D-A-V-I-D (one letter on each stone).

On a larger stone, have them print a G for Goliath.

Have them make a bag for their stones from felt hand stitched on the sides with a blanket stitch. Have them decorate the bag.

Have them use their stones to play the David and Goliath game.

2. The Game

Use tape to mark off a large square on the floor with a small X in the center

Have children place their Goliath stone(s) or marble on the X in the center of the square. Then have them sit at the edge of the square and take turns sliding their David rocks to knock Goliath stone(s) out of the square. If you are playing the game with one child have him count how many tries it takes him/her to knock Goliath off the square.

3. David and Goliath Video

Watch the video of David and Goliath with the children. <http://www.cbn.com/tv/2207412856001>

4. Paper Bag Puppets

Have children create paper bag puppets of David and Goliath and use these to tell the story.

5. Only a Boy Named David

Teach children the song “Only a Boy Named David”. <https://www.youtube.com/watch?v=-tcMhEzbs2Q>

15. Joseph's Coat of Many Colors



Joseph was youngest of Jacob's twelve sons. Jacob loved this young seventeen-year-old. To show his great love for his youngest son, Jacob made the boy a coat of many colors. When his brothers saw this token of their father's great love for Joseph, they were jealous. They became angry.

The older sons mocked Joseph's dreams. Joseph dreamed that his brothers would bow down to him. When he told his father of his dream, this angered the brothers even more.

Jacob sent Joseph to the field to check on his brothers who were working there. When his brothers saw him in his coat of many colors, they planned to kill him.

Various possibilities for how they might accomplish this act were discussed. Joseph's oldest brother suggested that they throw him down a well. Secretly,

he planned to go back and rescue Joseph from the well.

When Joseph reached his brothers in the field, they away his coat of many colors and threw him down the well.

When some merchants traveling to Egypt came along, One of Joseph's brothers had a better idea. He said, "Why don't we sell him to these travelers. Then no one will ever find him again. We don't have to kill him." His brothers liked this idea. So they sold him to the merchants heading to Egypt.

Joseph's brothers took his robe, dipped it in sheep's blood, and returned to their father. When Jacob saw the bloody robe, he assumed the worst and was inconsolable.

Meanwhile, Joseph had been sold as a slave to Potiphar, an assistant to the Pharaoh of Egypt. Joseph soon became a favorite of Pharaoh. He was soon put in charge of the Pharaoh's wealth.

The Pharaoh's wife found young Joseph very handsome. She tried to kiss him. Joseph, a Godly man told her, "Your husband has given me a lot of responsibility in his house. I will not be unfaithful to him. Besides, what you are asking me to do is a sin against God."

The Pharaoh's wife became very angry. She told her husband that Joseph had tried to kiss her. Incensed, the Pharaoh had Joseph thrown in prison.

While he was in prison, Joseph became a favorite of the prison warden.

During the time Joseph was in prison the Pharaoh's butler and baker were also thrown in prison for offending the king. One night both of them had a dream. They went to Joseph and asked him to Joseph interpret their dream. He told them that they would soon be released and asked them to speak to the Pharaoh on Joseph's behalf.

When the butler and baker got out of prison they quickly forgot all about the promise they has made Joseph. Joseph was kept in prison for two more years.

One day the Pharaoh had a dream. No one could explain it to him. The butler remembered how Joseph had interpreted his dream so he told the Pharaoh who summoned Joseph.

Pharaoh told Joseph his dream. Joseph listened and then told the Pharaoh, "God is warning you. There will be seven bad crop years. There won't be food for anyone. But, before that there will be seven years of bumper crops. Save enough food from those years to feed your people during the bad years." Pharaoh believed Joseph. He put him in charge of all of Egypt.

During the hunger years many people came to buy grain from Joseph. Jacob sent the brothers to buy grain in Egypt. The brothers did not recognize Joseph. After all, it had been ten years since they had seen him and they didn't expect him to be controller of the Pharaoh's crops. His brothers bowed to him, just as they had in Joseph's dream many years before.

After several meetings, Joseph told to his brothers who he was. He asked them, "Is our father alive?" His brothers were afraid to answer him. Joseph said, "Do not be afraid because you sold me into slavery. God has placed me here to look after Egypt, and provide food for its people.

Pharaoh said to Joseph, "Tell your brothers to return to Canaan and get your father, and return to me. I will give to them all good things in the land of Egypt."

Follow up Activities: Coat of Many Colors



1. Cut a hole at the bottom of a brown paper grocery bag large enough to slip a child's head through. Open the front of the coat by cutting from the neck hole to the top side of the bag. Cut arm holes on both sides of the bag. Have children paint the grocery bag with tempura paints. Let dry and have child's picture taken in the coat of many colors.
2. Joseph and the Dream Coat: Have children do choral speaking of the Joseph story. A copy can be downloaded from:
<http://www.stlyrics.com/lyrics/josephandtheamazingtechnicolordreamcoat/jacob&sonsjosephscoat.htm>
3. Watch the clip from the Andrew Lloyd Weber musical: <https://www.youtube.com/watch?v=9UFcIdxW-Ac>
4. If possible, take your child to see a production of Joseph's Amazing Technicolor Dream Coat.
5. Tell about a dream you had. Share dreams with your children. Do dreams always mean something? Discuss this.

16. Jacob and Esau



Do you ever fight with your brother or sister? These two brothers hated one another before the younger one was even born. Their parents, Isaac and Rebekah married when Isaac was not a young man. Isaac was 40 years old when he married Rebekah.

For several years they tried to have children to no avail. Isaac prayed to God, “Oh Lord, please bless us with children.”

God heard Isaac's prayer. When Isaac was sixty, Rebekah became pregnant—with twins! Rebekah could feel them fighting before they were born.

God warned Rebekah. He said, “The two children inside you will become the fathers of two nations. They will be at war. The countries will struggle. One will come out on top.”

The first to be born looked all red and wrinkled. So, they called him Esau which means red. The second was clutching the heel of the other so they called him Jacob which means heel.

Although they were twins, the two were very different. Esau became a strong and skillful hunter who loved the outdoors. Jacob was a quiet man, who preferred to stay home. Isaac liked Esau who liked to be outdoors and hunt. Esau brought the family wild game from hunting. But Rebekah liked Jacob who learned to cook and help her around the home.

Esau went on a long hunting trip. He was gone for a few days. When he came back, he was starving. He smelled the delicious stew Jacob had made and demanded some. Jacob said he'd fill his bowl IF he would give Jacob his birthright.

In those days, the first born child inherited the good stuff. When Isaac died, Esau's Birthright would make him the head of the household. He'd inherit twice much as Jacob.

Esau was so hungry and he didn't care about his birthright. It was a long way off and he was starved now! So he promised his birthright to his slightly younger brother—for a bowl of stew.

Isaac grew older and his eyesight was dimming. One day he called Esau to him. He asked him to hunt some wild game and cook it for him. "Then," he said, "I will bless you."

Rebekah overheard the conversation and alerted Jacob. She sent Jacob to the field to bring two goats. Then she made Isaac's favorite dinner and had Jacob take it to him.

But even though Isaac was nearly blind he would know the twins apart because Esau was much hairier. When Jacob pointed this out to Rebekah, she took some of Esau's clothes and had Jacob put them on. She took goat skins and put them on Jacob's arms and neck.

When Isaac called out, "It is your firstborn, Esau," Jacob answered. "I have the dinner you asked for," he added.

“How did you catch and cook it so fast?” asked Isaac.

“With God’s help. I was lucky in the hunt,” Jacob answered knowing that this answer would please Isaac.

So Isaac ate the delicious stew. But, all the while, he was suspicious of Esau’s answer. “You don’t sound like Esau,” he remarked. “You sound like Jacob.”

Then he asked Jacob to hold out his hand. Isaac felt Jacob’s hands and arms and neck. He smelled Esau’s clothing.

“You are really Esau?” he

asked. “Yes I am,” Jacob lied.

Then Isaac gave him his blessing. He said, “May God give you the dew of heaven, and the richness of the earth, corn and new wine in plenty!

Let nations and peoples serve you. May you rule over your brothers, and may they bow down to you.

Let anyone who curses you be cursed, but blessed be anyone who blesses you!”

Jacob departed smiling. He was not gone long when Esau came to his father with the meal he had cooked.

Jacob had barely left when his brother Esau came in from his hunting. He fixed his father’s favorite meal, just as his father had asked him to. He brought it in to him, so that he could get his blessing.

“Who are you?” asked Isaac.

“I am Esau, your firstborn,” Esau replied.

Then Isaac knew he had been tricked.

“Jacob came disguised as you,” he said. “I gave him the blessing. I can’t take it back!”

“Bless me too!” cried Esau.

“I already made you your brother’s servant,” admitted

Isaac. “Is there nothing left for me?” wailed Esau.

Then Isaac said, ““Bless me also!” he pleaded.

“I can’t,” Isaac said, “Your brother has tricked me, and he has stolen your blessing.”

Esau cried out again.

“You named him right when you named him Jacob,” Esau cried (‘Jacob’ sounds like their word for ‘cheat’). “He has cheated me twice. First he took my birthright, and now he has stolen my blessing!” Now he knew how valuable his father’s blessings were - but it was too late.

“You must have a blessing for me,” he said to his father.

Isaac said, “I have already made you your brother’s servant. I have given him the corn and new wine of our fields. What do I have left to give to you?”

Esau fell to his knees. “Is there nothing left for me?” he cried out.

Then his father said to his firstborn, “You will not have the richness of the earth,

The dew from heaven won’t be given to you. You will have to live by taking,

and you will serve your brother. But one day you will break free.”

Fearing for Jacob’s life Rebekah sent him into hiding from his brother’s rage.

Follow up Activities Jacob and Esau



1. Have children use scrap cloth to make Jacob and Esau puppets.
2. Teach the children the song, "Jacob's Ladder".
<https://www.youtube.com/watch?v=h-AV54kR16I>
3. Work with children to create a Jacob and Esau stew.
4. Talk about playing tricks on one another and why it is not a good practice.
5. Have children act out the story of Esau and Jacob.

17. Abraham and Sarah



Abraham was married to Sarah. They had been married for a very long time. They were getting old. They didn't have any children. Abraham was a very rich man who possessed valuable livestock, silver and gold. But his life felt empty without children. He would have given up all his wealth for a child.

He and Sarah had given up hope of ever being parents. When Abraham was seventy-five years old, God appeared to him.

God said, "Look toward the heaven and count the stars. That is how many descendants you will have."

Abraham was puzzled as he had no children but he believed what God told him. When he told Sarah she too was puzzled.

Many years later, God told Abraham that He would bless Abraham and Sarah with a son.

Abraham was so surprised he actually fell on his face and laughed!


Abraham asked God “How can I have a son when I’m 100 years old and Sarah is 90?”

God told him that Sarah would have a son and that they should call him Isaac.

When Abraham went home and told Sarah she said, “Are you crazy?”

The next year Sarah gave birth to their miracle baby. She was ninety-one!

Follow up Activities: Abraham and Sarah



1. Watch the video of Abraham and Sarah with your child. <https://www.youtube.com/watch?v=s0iu3kKnoSQ>
2. God told Abraham he would have as many descendants as there were stars in the sky. Have children use glue on stars to create a picture of one of the constellations on a blue construction paper background.
3. How can we be a star for Jesus? Have children brainstorm ways we can be a star for Jesus. Have them pick one project to complete.
4. What Abraham and Sarah were waiting for required patience. Talk about why and when we need to be patient.
5. Think of a time when you were impatient. Discuss this with the children.
6. Teach children the song, "Father Abraham".
<https://www.youtube.com/watch?v=fU9uPNgpoVQ>

Father Abraham

had seven sons,

had seven sons, had Father Abraham

and they never laughed,

and they never cried,

all they did was go like this

With the right arm

(swing right arm back and forth after you say "with the right arm" and continue the action throughout the rest of the song)

Father Abraham

had seven sons,

had seven sons, had Father Abraham

and they never laughed,

and they never cried,

all they did was go like this

With the right arm and the left arm

Have children create additional verses adding new actions with head, legs, hips....

18. Abraham's Sacrifice



When Isaac was a young boy God called to Abraham and told him “There’s a mountain that I want you to go to and take your son Isaac.”

So, Abraham got up early, saddled his donkey, and took Isaac. He went where God told him to go.

On the third day, he saw the place that God wanted him to go. Abraham took the wood, fire and a knife for the offering. In those days, Christians showed God how much He meant to them by making sacrifices of sheep or goats on an altar.

Isaac asked his dad, “But, father, we have everything for the offering, but where is the lamb?”

Abraham told him that God would provide it.

Abraham built the altar and put the wood on it.

Then as God had commanded him, Abraham tied up Isaac and laid him on the altar. He lifted his knife to kill him.

Just then the Angel of God called out his name and told him not to hurt Isaac.

“You have proven your obedience to God.”

Abraham saw a ram caught in a thicket. God had indeed provided a sacrifice.

Abraham took the ram and offered it up as a sacrifice instead of Isaac.


God didn't ask Abraham to do anything He didn't do. He gave his Son as a sacrifice for us.

Follow up Activities: Abraham's Sacrifice



1. Talk about how we make sacrifices for others. Have the children give examples.
2. Have children create a picture of the angel appearing to Abraham.
3. Teach the children "Isaac's Song"
<https://www.youtube.com/watch?v=53aOOdDkNso>
4. How can we say thanks to God? Make a list of ideas children generate. Have them choose their favorites and create a picture book with one idea on each page.
5. Have children use the letters of SACRIFICE to create an acrostic poem.

19. The Prodigal Son



The Prodigal Son story is a parable. This means Jesus told the story to teach people a lesson.

Prodigal means spending a lot of money foolishly on things you don't need.

A man had two sons. The younger son asked for his inheritance so he could travel.

His father agreed to give it to him. He split his money evenly between his two boys.

The younger one went off and spent it on having fun and seeing the world. He did not plan on returning home. He wanted to be on his own without anyone telling him what to do.

His father trusted him with the money he had given him.

While the younger son was gone having a good time and eating in fancy restaurants, saving money for a rainy day never occurred to him. He thought he had lots and lots of money.

He became very poor. He hardly had enough food. The prodigal son was in trouble. He had to get a job to pay for a place to live, and food to eat. The only job he could find was feeding pigs. He was so hungry he even tried to eat the food that the pigs were eating.

When he woke up one morning, he realized something. Life at home was lots nicer than what he was doing.

So he went back to his father's house and said, "Father, I have sinned against God and against you. I don't deserve to be called your son. Please hire me and I will work for you."

His father threw his arms around him and cried, "My son! My son! You are finally home!"

Brushing aside the son's offer to work as a hired man, his father said, "Quick! Bring the best robe and put it on him. Put a ring on his finger and sandals on his feet. Bring the biggest calf and kill it. Let's have a party and celebrate because my son was lost and is found!"

The older son, working in the fields was told, "Your brother has come home and your father is having a party for his return."

This upset the older brother. He refused to go join the party. The father heard that he was upset, so he went to talk to him.

The older son said, "Look! I have been working for you all these years and I've never disobeyed you. Yet you never had a big party for me to celebrate with my friends. But now my younger brother has come home, spent all the money you gave him, and you kill the biggest calf for him!"

"But, my son," the father said, "you are always with me, and everything I have is yours. We had to celebrate and be glad because your brother was lost and now he is found."

Follow up Activities: The Prodigal Son




1. Have children make a list of needs and wants. They may discuss and move items from one side of the list to the other.
2. Jesus told parables to teach a lesson. What message do you think he was giving here? Discuss.
3. Have the children imagine The Prodigal Son is coming to their house. Have them create a menu.
4. Teach the song "The Prodigal Son"
http://www.sermons4kids.com/prodigal_son_songsheet.pdf
5. Talk about good choices/bad choices. Have children make a list of good choices/bad choices for such temptations as:
 - The cookie jar
 - Skipping school
 - Not doing your homework

- Caring for a pet
- Money found in the park
- Playing a game versus helping mother set the table.

Have them generate new scenarios.

20. Daniel and the Lion's Den



Daniel came to Babylon with Shadrach, Meshach, and Abednego. Every ruler liked these men because they were hard workers. Because they were so reliable they were given the jobs others wanted. This made the king's other workers jealous.

King Darius liked Daniel. He knew that Daniel was a good worker. King Darius put Daniel in charge of the whole country. The other servants were furious! They tried to find something that would get Daniel in trouble. They wanted to get him fired.

Daniel obeyed God so the other workers couldn't find anything to blame on Daniel.

The workers had a plan. They told King Darius that he was so wonderful that everyone in Babylon should worship only him.

The king said, "Yes!"

The men convinced King Darius that the punishment for NOT worshipping him should be getting thrown into the lions den."

When Daniel heard about the new law he did what he always did. He went home to a room upstairs and opened the windows that looked out over the city. Three times that day he went down on his knees and prayed to God just like he always had.

These men went as a group to Daniel's house and found him praying and asking God for help. They ran straight to the king and told him, "Daniel is ignoring your law and praying to his God three times a day."

When the king heard this he was very sad. He really liked Daniel and he didn't want him to die. He tried everything to get the law changed to stop Daniel from being thrown in the lions' den, but the men came to him and reminded him that the law could not be changed and Daniel would have to be punished.

So at the end of the day the king gave the order, and they brought Daniel and threw him into the lions' den. The king said to Daniel, "I hope your God who you serve and pray to will rescue you!"

A large, heavy stone was rolled in front of the den and the king went back to his palace with tears in his eyes. That night King Darius couldn't eat or sleep he was so worried for Daniel.

The next day, as soon as the sun came up the king got up and ran to the lions' den. As he got closer he shouted, "Daniel, has your God who you serve and pray to rescued you from the lions?" The king waited quietly for a response.

Then, all of a sudden, Daniel said, "O king, live forever! My God sent an angel, and he shut the mouths of the lions. They have not hurt me because I have done nothing wrong."

The king jumped with joy and immediately ordered that Daniel be removed from the den. And when Daniel was lifted from the den, there wasn't even a scratch on him because he trusted in God.

The king knew that the men had tricked him into punishing Daniel so he punished them.

After that the king made a new law and he said, "Daniel's God is great, and I order that everyone in my kingdom must respect the Lord God, who rescued Daniel from the hungry lions."

Follow up Activities: Daniel and the Lion's Den



1. Watch the video with the children.

<https://www.youtube.com/watch?v=c2CVMociVi4>

2. Have the children collect facts about lions and create a lion shape book.

3. Heroes do brave deeds to help others. Heroes refuse to do something they know is wrong. Heroes make sacrifices for others. Have children each pick someone who is their hero and create a video of an interview with this person.

4. Share the picture book with children. Have them create their own picture book. <http://bibleforchildren.org/PDFs/english/Daniel%20and%20the%20Lions%20Den%20English.pdf>

5. Have children make paper bag lion puppets and tell the Daniel story from the lion's point of view.

21. Sodom and Gomorrah



Terah took Abraham, Sara and Lot, his grandson, from Ur to Haran. When Terah died in Haran, Abraham traveled with Sara and Lot to Canaan. Because God's hand of blessing was on Abraham, He made a covenant or promise that Abraham would be the father of all nations. He would also give his descendants Canaan, the promised land.

God blessed Abraham so much that his cattle and herds grew and grew. They got so large that they ran out of pasture to graze on. Lot and his grandfather, Abraham needed to find new grasslands for their herds.

Abraham gave Lot his choice as to where he wanted to live.

Lot decided to go with his herd to the Jordan River Valley. That didn't work very well. Lot ended up in Sodom. Unfortunately Lot didn't know is that the city of Sodom and Gomorrah had very, very bad citizens.

Abraham wasn't liked those people. He was a righteous man. The Lord and two angels appeared to Abraham at his tent one very hot day. The Lord told Abraham that evil things were going on in the cities of Sodom and Gomorrah. He revealed his plans to destroy these two cities. Abraham pleaded with The Lord. He said, "If there were fifty righteous people in the cities, would You spare the cities?" He asked if God would spare the city if there were only ten righteous people.

God told Abraham that if only ten righteous people could be found in the entire city, He would spare it. God showed that he was truly merciful and gracious and that He did not desire to judge and punish evil.

He wanted man turn from his evil ways and find His salvation.

The angels came to Sodom one evening. Lot was sitting at the gate. Seeing the angels he rose to greet them. He bowed to the two angels.

Like Abraham, Lot was a righteous man but he sometimes made bad decisions. For example, he first pitched his tent close to Sodom. Then, later, he moved into Sodom. Next he became part of the group that governed Sodom.

Lot knew that what went on in Sodom was wrong. In fact, he made the attempt to bring righteousness into Sodom with him. But Lot lacked power to sway others from their evil ways.

He invited the angels to spend the night at his house.

During the night Sodomites surrounded his house and demanded the angels so they could "have a bit of fun with them."

Lot told them, "No. These two are my guests."

The Sodomites would not take no for an answer. They pushed Lot aside. Lot tried to reason with them. They would not listen. They tried to break down the door.

The angels stretched out their hands and blinded the wicked people. The Sodomites were so confused that they could not find the door.

Then they said to Lot, “Whoever you have here, daughters, sons-in-law, your wife, take them and flee the city because we are going to destroy it. The Lord has sent us to get rid of this evil place!”

Lot went and spoke to his family. He said, “Get out while you still can.” His sons-in-law refused to take him seriously.

When the angels asked Lot about his relatives he told them his relatives thought he was joking and refused to take him seriously.

Lot should not have been in Sodom. He was not changing the city towards righteousness. Instead, the city was changing him. His willingness to compromise affected not only the strength of his own relationship with God, but his relative’s relationship with God.

If we do what our friends go along with our friends even though we know they are wrong then we are not doing what God wants us to do.

We need to take a stand for God and righteousness. We must be steadfast but compassionate toward others—even when it means going against our friends.

When the morning dawned, the angels urged Lot to leave. They said, “Get up Lot! Take your wife and your daughters. If you don’t you will all perish with this evil city.”

Now the angels told Lot that it was time to leave Sodom, but Lot was hesitant to go. The angels grabbed hold of his hands, his wife’s hands and the hands of his two daughters and brought them out of the city. They told them to not look behind them.

Then, they said. “Run! Run for your lives. Head for the mountains!”

Lot begged for his friends and relatives in the city to be spared.

Lot was afraid to go to the mountains lest some evil overtake him and kill him. He begged to go instead to a nearby city called Zoar.

It was daylight when Lot and his family entered Zoar. As soon as they arrived, the LORD rained fire and brimstone on Sodom and Gomorrah. The cities, the plains and all the residents perished. Every growing thing died.

In spite of the warning, Lot's wife looked back behind them. She became a pillar of salt.

Follow up Activities: Sodom and Gomorrah



1. Watch the video with the children. Stop to discuss what is happening at various times. <https://www.youtube.com/watch?v=3F134priGXA>

2. Work with the children to create a play about the fall of Sodom and Gomorrah. You will need the following characters:

- Abraham
- Lord
- Two Angels
- Sodomites (5)
- Lot
- Lot's Wife
- Lot's Daughters (2)

- Lot's Two Sons-in-Law (additional Sodomites)

- Stage Manager/narrator

3. Have children paint their favourite scene from the story.

4. Talk about why Lot's wife was punished. Compare her punishment to others who disobeyed God.

5. Give each child a ball of salt and flour molding material and have them make Lot's wife as a pillar of salt.

Salt and Flour Clay Recipe

Materials Needed:

- 2 Cups Flour

- 1 Cup Salt

- 2 T. Vegetable Oil

- 3/4 - 1 Cup Water

Mix together flour and salt. Add the oil and then slowly add the water and stir until you get a nice clay consistency. Once completely mixed, have children mold dough into Lot's wife as a pillar of salt. Bake in a 250 degree oven for approximately 1 hour. This will vary depending on how thick your creations are. Do not make shapes too thick or they will crack with baking.

Larger recipe:

4 Cups of Flour, 1 cup of Salt, and 1 1/2 Cups of Water. Your creations can be baked at 300 degrees for about an hour. For a golden appearance, paint your creations with egg yolk before you put it in the oven.

22. The Tower of Babel



“Fantastic!”

“Wonderful”

“A work of art!”

“We’re geniuses!”

These are the words the builders of The Tower of Babel used to describe what they were building.

They were very proud. It is a good thing to take pride in the work you do but when you think you are better than everyone else, this is a sin. God hates that kind of pride. You see what happened with the men building the tower was that they soon began to believe they didn’t need God’s help.

These men had false pride. They were convinced that they could handle things on their own.

Just think about the last time you disobeyed your parents or you weren't nice to a friend. You put your thoughts and feelings first and didn't care about how the other person felt. That is pride.

This story shows how God handles pride and how badly he wants to stop it from happening. It all started with a King named Nimrod.

Everything was going great. Everyone in the whole world spoke the same language. Some of the people ended up living in a place called Babylonia.

Then King Nimrod decided he wanted to be famous. He wanted everyone to know him and how great he was. He convinced the Babylonians that they could be great if they built a tower that went all the way to heaven.

So the people went to work making bricks for the Tower of Babel. It was hard work but the people wanted everyone to know that they made the tower that reached heaven, so they just worked that much harder.

The people also convinced themselves that by building the tower that would stay united. Since they already spoke the same language, now they would be building the tower together. Their pride had taken over and all they were thinking about was that they'd be known throughout the entire world for building the biggest and best tower ever.

God could see what was happening. But, decided to come down to earth and see the tower the people were building. God could tell the people's hearts were more focused on themselves and the tower than on Him. He was very disappointed and angry with them.

God said, "I see that the people think they can do anything because they all speak the same language. They have already begun to turn away from Me. Soon, there won't be anything good left. All these people do is sin.

So God came up with a plan to show these proud Babylonian builders that they didn't know everything. He will mix up their language.

They couldn't understand each other. They could no longer work together to sin against God.

The people could no longer understand each other. It seemed like they were babbling and making funny noises. All the people suddenly spoke different languages. Some spoke French. Some spoke Spanish. Others spoke Chinese. There were many other languages.

The Babylonian builders were very confused.

From there, the Lord scattered the people all over the world.

Ironically Babel means "gateway to God". However, after God mixed up their language Babel became synonymous with "confusion". The word "babble" that we use today is said to come from that day when everyone was babbling with confusion.

Follow up Activities: The Tower of Babel



1. Give each child toothpicks glue and popsicle sticks and have him/her build a tower.
2. Have one child instruct another to copy a picture that only the one giving instructions can see. He must instruct without speaking. Afterwards discuss how hard it is to communicate when you cannot speak the same language.
3. Teach the song "Jesus Loves the Little

Children". [https://www.youtube.com/watch?](https://www.youtube.com/watch?v=B_xdkk_sXgA)

[v=B_xdkk_sXgA](https://www.youtube.com/watch?v=B_xdkk_sXgA)

Then pass out note cards to the kids—a different card and phrase for each one:

"Lucy Goosie"

"Pingo Pongo"

"Abu Dabi"

"Hee Haw"

"Missy Sissy"

"Rub-a-Dub"

"Jing-a-ling"

- Cat bird seat
- Rolling rolling

Now ask each child to sing their new words/phrases to the same tune to show how confusing the language change would have been to the people of Babel. Switch cards and repeat.

4. Share the Poem "Jabberwocky" with the children. Let them try to guess what Lewis Carroll is saying.

<http://www.jabberwocky.com/carroll/jabber/jabberwocky.html>

Have children create pictures of the creatures in the poem.

5. Teach the children a nonsense song like Sh Boom
<https://www.youtube.com/watch?v=Q9G0-4TWwew>

or Skinamarinky dinky dink

<https://www.youtube.com/watch?v=SMAbJfHVcuY>

Have them create their own nonsense words.

23. The Last Supper



On the first day of a celebration called the Feast of Unleavened Bread, the disciples asked Jesus, "Where would you like to eat the Passover feast?" Jesus told his followers to go into the city and you find a man. He instructed his disciples to tell the man He would like to come to his house for Passover.

The Jews celebrated the Passover also known as the feast of unleavened bread since the time of Moses, when the Lord saved all the Israelite babies—including Moses. The celebration is called The Passover because Jesus 'passed over' their houses, and they were kept safe.

During the Passover celebrations people didn't eat or have any bread in their homes with yeast in it. Yeast is what makes the bread rise. Without yeast the bread is flat, and that is called unleavened bread.

The disciples did just as Jesus asked. They found the place and got ready for the Passover.

The evening came. Jesus and the twelve disciples sat to eat the Passover meal. The disciples ate quietly. They were worried. Some people wanted to kill Jesus because he was so popular.

Jesus told them quietly, "One of you here will betray me." The disciples looked at each other in shock. Some of them asked Jesus, "It isn't me, is it Lord?"

Jesus replied, "The one who dips his bread into the bowl with me will betray me. I will die, just as it is written. The man who betrays me will feel sorry forever.

Then Judas, with his head down spoke quietly to Jesus, "It isn't me, is it?"

Jesus answered, "Yes, you are the one."

Judas hung his head even lower. He hoped none of the other disciples had overheard.

Jesus thanked God for the unleavened bread and shared it with the disciples. Jesus said, "Take this and eat it. This is a symbol of my body which is given for you". Then he took a full cup, thanked God for it and said, "This is my blood, which will be poured out for many people so their sins may be forgiven." Then they all took a sip from the cup.

The meal continued. It was a long celebration. The disciples took their time, because they enjoyed being with Jesus. It was a celebration just like your family does on special occasions.

Jesus got up from the table and went to a different part of the room. He took off his everyday clothes, and put a large towel around him, making himself look like a servant. After that, he poured water into a large bowl and began to wash the disciples' feet. Then He dried them with the towel that was wrapped around Him.

The King of kings, by washing his disciples' feet was doing something that only a servant would do. This would be like if a famous person came to your house and started to scrub your floors or clean your bedroom! You would be shocked, wouldn't you?

When it was Peter's turn, he said, "No. You will never wash my feet." He didn't feel right having Jesus wash his feet. He knew Jesus was very special.

Jesus replied, "If I don't wash your feet, you cannot be with me."

"Then, Lord," Peter replied, "don't just wash my feet but my hands and head too. Make my whole body clean."

When Jesus had finished washing his disciples' feet, he asked them, "Do you understand what I have done for you? You call me 'Teacher' and 'Lord,' and that is who I am. And now that I have washed your feet, you can also wash one another's feet."

Follow up Activities: The Last Supper



1. Watch the video with the children. Pause to discuss where needed. <https://www.youtube.com/watch?v=PXnYQXDj4IU>
2. Review the major points of the last supper:
 - Jesus had a Last Supper with His Disciples.
 - He asked them to remember Him.
 - Jesus gave them a picture to help us remember Him.
 - We call the picture, The Lord's Supper. It wasn't a photo or a drawing. It was a special dinner of bread and wine.
 - The picture is to help us remember what Jesus did for us.
3. Look at paintings of the Last Supper. Have children note important things about the picture.


4. Have children each bring to school a picture that reminds them of a memorable event and tell the class about it.

5. Have a special meal which you and the children work on together to commemorate an event: last day of school; first day of vacation; Hallowe'en...

6. By washing His disciples' feet, Jesus was showing them you should be nice to one another. Discuss with the children how we can show kindness:

- At home
- At school
- Toward our friends
- In our community

24. The Crucifixion and Resurrection




The crucifixion and the resurrection is a truly disturbing story for children and many adults. Yet, it is key to our belief in sacrifice and redemption. A good way to share this with children is by reading them the story of Benjamin's Box. This is available in many libraries or online though Amazon at: <http://www.amazon.com/Benjamins-Box-Story-Resurrection-Eggs/dp/0310715059>

This story goes along with the Resurrection Eggs, and follows a young boy named Benjamin who is in Jerusalem at the same time as Jesus. He wants to learn more about Jesus, so he follows him during this one week. At first he thinks Jesus is a teacher, then he thinks he is a king— finally he learns the Good News and who Jesus really is! Story can be such a great way of reinforcing the truth of the Gospel!

We naturally try to protect our kids from disturbing events. But, it's okay for kids to feel sad that Jesus suffered so much. If you have a child who is especially sensitive, it's always a good thing to remind them, right away, that the story has a happy ending. It doesn't end at Good Friday.

Follow up Activities: The Crucifixion and Resurrection



1. Watch the video with the children.

<https://www.youtube.com/watch?v=KlOnxUpvQAs>

2. Create your own or purchase resurrection eggs. This involves twelve colorful Easter eggs for Easter Morning hiding. Each egg has a religious figurine inside. (These can be purchased separately at Christian book stores.) The figurines tell the Easter story. The commercial set

Includes: eggs, figurines, a companion Booklet in English and Spanish with an explanation of each item. The set is available from Amazon:

http://www.amazon.com/Resurrection-Religious-Figurines-Story-Easter/dp/1602003920/ref=pd_bxgy_b_text_y

3. Create Jelly Bean Easter Baskets. Design Easter baskets using cardboard egg cartons. Cut out 12 individual holders from an egg carton, which contained a dozen eggs. Dip each holder in leftover Easter egg dye. Paint or draw with a washable marker, a religious symbol on each basket, such as a

fish, cross, heart or palm branch. Cut out 1-by-5-inch strips of construction paper to create the handles. Help kids learn scripture by writing a biblical reference pertaining to the symbol. For instance, draw a red heart on a basket and write "John 3:16" on the paper strip. Staple handles to holders. Fill each basket with a red, green, yellow, orange, black, white, purple and pink jelly bean. Make a scroll by rolling up a copy of the Jelly Bean Prayer poem by Charlene Dickerson. Tie with a red ribbon. Place a scroll in each basket and give to others.

Jelly Bean Prayer

Red is for the blood He gave.

Green is for the grass He made.

Yellow is for the sun so bright.

Orange is for the edge of night.

Black is for the sins we made.

White is for the grace He gave

Purple is for His hour of

sorrow. Pink is for our new

tomorrow.

An egg full of jelly beans, Colorful and sweet

Is a prayer, a promise, a loved one's treat!!

4. Hard boil eggs by boiling for twelve minutes and plunging into cold water. Then use one of the many techniques for coloring Easter eggs.

<http://www.dltk-holidays.com/easter/dye.htm>

5. Teach children the Easter alphabet song to the tune of A-B-C-

D A-B-C-D-E-F-G,

Jesus died for you and me

H-I-J-K-L-M-N,

Jesus died for sinful men, AMEN!

O-P-Q-R-S-T-U,

I believe God's word is true,

V-W,

God has promised you

X-Y-Z,

A home eternally.

If you are up for a challenge, sing the alphabet backwards to the same tune:

Z Y X and W V

God is watching over me.

U T S R Q P O

Jesus loves me this I know, That's

so! N M L K J and I

I will meet Him in the

sky. H G F E

God has promised me,

D C B A

I'll be with Him some day.

6. Teach the children the John 3:16 song, “For God so loved the world”. <https://www.youtube.com/watch?v=saET29AvD9E>

7. Follow the steps for making palm frond crosses. Use them as gifts for Easter.

<http://www.wikihow.com/Make-a-Palm-Frond-Cross>

25. The Parable of the Good Shepherd



Jesus used parables to teach lessons. A parable is a story with a lesson. Here is the story of the good shepherd:

A man with many sheep took them out to a large pasture to graze. He watched them carefully. If one got caught on a bush, he would hurry over to untangle it. If another hurt its leg, he would clean and bandage it.

When it rained, he pulled his cloak up over his head, but he stayed with his sheep. When it was dark, he did not sleep. If the wind blew at his cloak, making him shiver, he still watched over his sheep.

The shepherd protected them because wild animals could come and kill his sheep. He watched them in case one wandered off from the flock and get lost. He guarded them because he loved them.

One windy day, the shepherd was counting his sheep the way he did each day before he headed home with them. "97, 98, 99..." he counted. Only 99? There were supposed to be 100! One sheep was missing! On, no!

The good shepherd left the other 99 sheep. He wrapped his cloak around himself and hurried off to find the lost sheep. He searched through bushes and behind boulders. It began to rain, but he continued to search and search for the lost sheep.

Finally, he found the small lamb behind a large rock. Its fleece was wet and matted with dirt. It had injured its leg and could not walk. Gently, the shepherd picked up the lamb, carefully so as to not hurt it. He placed it on his shoulders and started off on the long walk home. As he drew closer, he called to his friends, "Come and celebrate with me! I have found the sheep that I had lost!"

Follow up Activities: The Good Shepherd




1. Watch the video with the children.
<https://www.youtube.com/watch?v=im57YbFS9LI>
2. Create sheep using a sheep outline shape and covering it with paper curls or sawdust curls or cotton balls.
3. How is Jesus like the good shepherd?
4. Why does the shepherd leave all of the sheep to go in search of the one that is lost?
5. Play sheep relay: Divide the children into teams. Each team will take turns running to their team's sheep and gluing on cotton balls in the traced sheep picture that is placed on an easel for each team to see how the sheep is looking. Make sure each team has the exact same number of cotton balls to work with. Each child will run to the sheep and place one cotton ball on the glue and run back to tag the next team player to place their cotton ball on the sheep.

6. Teach the song: “I just want to be a sheep. Baa. Baa” including actions. Have children add extra verses.

<https://www.youtube.com/watch?v=tpYgYoNGM38>

26. The Parable of the Seeds



Jesus taught many lessons using parables. A sower, or a farmer, was sowing seeds. Back then farmers didn't have the farm machinery we have now, so the farmer would have a sack with seed. He would walk across the field throwing it to plant it. So as the farmer threw the seeds some fell on the hard path of ground that had not been plowed or where people had walked and made the ground hard. Because the seeds couldn't sink into the dirt, the birds came and ate the seeds.


Some of the seeds fell on stony ground. It had a thin layer of dirt on top but stones underneath. The seeds were unable to get a good root. Those seeds grew fast, but when it became hot, they died right away.

Some of the seeds fell into thorns. The thorns grew up and choked the seeds.

But the other seeds fell on fertile ground. They grew and brought forth good fruit.


All the seeds did the best they could, given their surroundings.

Follow up Activities: The Parable of the Seeds



1. Jesus' parables always taught a lesson. Discuss the message of this one.
2. Teach the children "Everything is Beautiful".
https://www.youtube.com/watch?v=0a45z_HG3WU&feature=kp
3. Have children design an album cover for this song.
4. Conduct a plant experiment. To Styrofoam cups add different kinds of soil: The first was dirt with a lot of clay, and made it hard on top. I added seeds on top and pretend birds. The second I added rocks and artificial flower stems w/o the flowers. The third one had straw-like vines and thorns. The last had the good ground. Plant the seeds and see which grow best. Don't forget to label cups. Water each the same way.
5. Each seed in the parable did the best it could considering what it had to work with. Discuss how everyone's environment differs. Have children write a poem, "Doing the Best We Can".

27. The Parable of the Good Samaritan



A man asked Jesus, "Teacher, what should I do so I can go to Heaven and live forever?"

Jesus replied, "What is written in the Bible? What do you think?" The man answered, "Love the Lord your God with all your heart with all your soul and with all your strength, and love your neighbor as yourself."

"That is right!" Jesus said. "Do this and you will live forever in Heaven." But the man wanted to know more so asked Jesus, "And who is my neighbor?"

Jesus decided to answer this question with a parable to help everyone who was listening understand. Jesus said: There once was a Jewish man walking along a road. He was coming from Jerusalem and was heading to Jericho, which was a full day or two of walking.

The road was rocky and there were small hills all around. The man was just humming to himself and enjoying the nice day when suddenly a group of men jumped out from behind a hill. They took all his belongings and tore off most of his clothes. They didn't want him to follow them so they beat him up very badly, and left him lying and bleeding on the side of the road.

A few minutes later a priest was walking down the same path and noticed the man lying on the side of the road. Do you know what he did? You'd think he would run over and help the man. Instead he crossed the road and walked on the other side and acted like he didn't see the man.

About an hour or so later another man called a Levite was walking down the road. Levites were people that assisted priests with their work. He would probably help the man. But you know what he did? He slowed down and walked a little closer to the man, but then kept walking without helping him at all.

You might be thinking that maybe the man lying by the side of the road looked like he was resting or something, that's why the priest and the Levite didn't stop to help. The trouble is, it was easy to tell he was badly hurt. The man was bleeding, had most of his clothes ripped off him, and he was bruised and hardly breathing.

Just a few minutes later another man came walking. He was a Samaritan. One thing you should know about Samaritans is that Jews didn't like them. Jews usually didn't treat Samaritans very well, so they never got along. The man who was dying on the road was a Jew. So what do you think the Samaritan did? You'd think he would walk by and maybe even laugh at the man.

But as soon as he saw the man he went over to him and felt compassion for him. He put bandages on his sores and poured oil and wine (which were quite expensive) on the sores to prevent them from getting worse. Then he lifted the man on his own donkey and took him to a hotel to take care of him.


The next day, the Samaritan took out enough money so the man could stay at the hotel until he was well enough to leave. He paid the man at the front

desk and asked him to take care of the man. If he wasn't better in a month, the Samaritan would come back and pay for any extra cost.

After Jesus finished the story he asked, "Which of the three men do you think was a neighbor to the man who was left beaten on the side of the road?"

The man who asked him the question at the beginning replied, "The one who had compassion and helped him." Jesus told him, "Go, then, and do the same."

Follow up Activities: The Good Samaritan



1. The Good Samaritan is another of Jesus' parables. What lesson do you think Jesus was trying to teach us with this story?
2. Look through newspapers and/or online news to find examples of modern day good Samaritans.
3. Jesus said, "You shall love the Lord your God with all your heart, with all your soul, with all your strength, and with all your mind,' and your neighbor as yourself.' " Luke 10:27 Who would Jesus define as "your neighbor"? In what ways can we be good neighbors? Make a list. Choose one to complete.
4. Watch the video and teach children "The Good Samaritan" song. <https://www.youtube.com/watch?v=g6VarfXoPQc>
5. Have children follow the lyrics as they sing "The Good Samaritan".

<http://www.azlyrics.com/lyrics/pierces/thegoodsamaritan.html>. Have them circle important words.

28. Moses: The Baby in the Basket



The family members of Joseph were called Israelites or Hebrews. The Israelites continued to have children until there were too many to count. Most of the Israelites lived in Egypt. There were also a lot of people called Egyptians.

A new king who was called Pharaoh came into power in Egypt. He didn't like it that there were so many Israelites. He feared they would take over the land. So he decided to make all the Israelites into slaves.

He made them work from early in the morning till late at night doing very hard work. Even if they were tired the Egyptians wouldn't give them a break, they would just make them work harder.

But, in spite of this harsh treatment, the Israelites continued to grow in number so he decided to make a law. If any boys were born to the Israelites

he would have them killed.

When an Israelite couple had a baby boy, they decided to hide him because they wouldn't let anyone kill this beautiful, precious baby.

They hid Moses for three months. As he got older, he didn't sleep as much and he cried louder than before. So his parents did the only thing they could. They made a strong basket put blankets around the baby and placed the basket in some tall grass in the Nile river.

Baby Moses had a sister named Miriam, and she watched from a distance to see what would happen to her baby brother. While she was watching she saw somebody coming, she realized it was Pharaoh's daughter and her servants.

Pharaoh's daughter was swimming she noticed a basket floating in the tall grass. So she asked one of her servants to investigate.

The girl brought the basket over to her, and when Pharaoh's daughter opened it, the light startled Moses so he woke up and started to cry. "What a sweet, beautiful little baby. It must belong to one of the Israelites," she said to her servants.

Miriam had seen what had happened, and she hurried over and asked, "Would you like me to go find an Israelite woman to feed the baby for you?"

"Yes, please," she said. "Go and find someone who can nurse this baby."

Miriam ran as fast as she could and told her mother that Pharaoh's daughter had found him and wanted someone to come nurse him.

Moses' mother hurried to the Pharaoh's daughter and offered to nurse the baby. The baby became the son of Pharaoh's daughter. She named him Moses, which means she got him out of the water.

Follow up Activities: Moses: The Baby in the Basket



1. Have children make Baby Moses in a basket. Cut a paper plate in half making a slight curve in the plate so that one side is concave and the other convex. Cut a cover from another paper plate so that you have a back and front piece. Glue the tops on the basket pieces and then glue the sides together to form the basket. Cut a slit in the center of another paper plate so that the basket fits inside the slit. Paint the basket and bottom paper plate and glue them together. Draw a Baby Moses on card stock, color it, cut it out, and then glue it to the inside of the basket. Place a paper napkin in the basket for the baby's blanket. Cut long strips of green paper into reed shapes and glue them to the paper plate

2. Teach children to sing “Baby Moses in a Basket”. https://www.youtube.com/watch?v=RoH1aE6o9_U

3. Play PJ Replay with the children. Divide the children into teams. The first team member puts the doll's pajamas on as quickly as possible, runs the doll to the next team member, who will run to the table and take the

pajamas OFF the doll. He lays the doll and pj's on the table and tags the next player who will run to the table and quickly put the pj's back ON. Continue until all the last team member has had either put the pj's ON or OFF the doll baby.

4. Play "Who's that Crying?" Children can sit in a circle. One in the middle is blindfolded. Children take turns "crying". The blindfolded person must guess WHO'S THAT CRYING? If the blindfolded person guesses who was crying, he changes places.

5. Give children a paper mat with slits cut vertically to within a 1/2" of all four sides. Give them strips to weave over and under each slatted piece. When the mat is all woven staple the ends to form a boat.

6. Create a MOSES acrostic. Here's a child's

example: M- Miriam's brother

O- Over in the reeds

S- Set on the river for safety

E- Escaped the Pharaoh's law to kill all the Israelites' baby

boys S- Son of the Pharaoh's daughter.

29.Brave Esther



Long ago, in a country called Babylon, there was a king named Achashveyrosh and a queen named Vashti. King Achashveyrosh ordered his wife the queen to appear at a party so he could show everyone how pretty she was. She refused. King Achashveyrosh was furious. Haman, one of the King's advisors King Achashveyrosh. Haman said that if word got around, no one's wife would think she had to listen to her husband. At Haman's urging, King Achashveyrosh ordered that his wife be put to death.

King Achashveyrosh ordered a search through the kingdom for a beautiful girl to be his bride. The king's scouts came upon Esther. She was beautiful, gracious, and kind. Soon Esther was married to King Achashveyrosh.

Esther was a Jew. The Jews had been driven out of their home, about 70 years before and exiled in Babylon. They prayed that someday they would be able to return to Israel.

Esther's Uncle Mordechai, was the Jewish leader. He encouraged Esther to hide her faith from the King and his advisors.

Haman had become the Prime Minister, powerful man. He decided it would be appropriate for everyone to bow down to him. Mordechai refused to bow down to Haman. This angered the mean little man who asked King Achashveyrosh to authorize a royal decree to annihilate the Jews.

In Adar of the coming year, on the 13th day of the month, all the Jews were to be killed, in every province and every nation of the land. There would be no place to run, and no place to hide. Brave Queen Esther went to the King on the Jews' behalf.

Esther was afraid. She hadn't been allowed to see the King for a month. In fact, no one could see him without being invited. But she fasted and prayed for three days, mustered up her courage and went to see the king. Although he was initially angry at her, King Achashveyrosh spared her life and offered "half my kingdom for your wishes."

Esther asked the King and Haman to join her for dinner that night. As they were drinking wine, the king again asked Esther, "Now what is your request? Even up to half the kingdom, it will be granted."

Esther told them her request was to have them join her the next night for a banquet. "Then I will answer the king's question," she said. Both the king and Haman were delighted to attend a second banquet with the lovely young queen.

Haman was very pleased that he'd been asked to dine with King Achashveyrosh and Esther two nights in a row. He was puffed up with pride. Haman saw Mordecai at the king's gate. Mordecai refused to bow to him. Furious, Haman decided that night to build a gallows with which to hang Mordechai. He planned to speak to the king about it the very next morning.

That same night the king could not sleep. He ordered the book of the chronicles, the record of his reign, to be brought in and read to him. The book was turned to the day Mordecai exposed a plot to assassinate the king.

The King was reminded of this tale and asked what reward Mordecai had received. The king's attendants told him that nothing had been done for Mordecai. The next morning, just as Haman was arriving to ask that Mordecai be hanged the king asked him, "What should be done for the man the king delights to honor?"

Haman, full of himself, mistakenly thought the king was referring to him. So he answered the king, "For the man the king delights to honor, have them bring a royal robe the king has worn and a horse the king has ridden, one with a royal crest placed on its head. Then let the robe and horse be entrusted to one of the king's most noble princes. Let them robe the man the king delights to honor, and lead him on the horse through the city streets, proclaiming before him. This is what is done for the man the king delights to honor!"

The king commanded, "Go at once. Get the robe and the horse and do just as you have suggested for Mordecai the Jew, who sits at the king's gate." Shocked, Haman obeyed the king. He was very upset that Mordecai, his enemy, was being honored by the king. Haman had to lead Mordecai around the city proclaiming, "This is what is done for the man the king delights to honor!", Haman had to go to the banquet with the King and Queen.

Harbona, one of the king's attendants told the king of the gallows that Haman had built to have Mordecai hanged. The king was furious with Haman and ordered that he be hanged on those gallows. Haman's pride and cruelty had led to his own destruction. Brave, young Esther had saved her people.

Follow up Activities: Brave Esther



1. Teach children the song “This is the day”.
<https://www.youtube.com/watch?v=cccJhMVFrLs>
2. Use paper plates to create “Be Brave Mirrors”. You will need: Paper plate, sturdy yellow paper, tin foil or reflective paper, craft stick, tape, crayons or markers, assorted craft supplies (beads, buttons, felt pieces, yarn, and glitter).
3. Give each child a “crown” of paper construction paper and art/craft materials to decorate it
4. Have children imagine what Esther might have written in her journal after the second banquet where she confessed her faith, learned that her Uncle Mordecai’s life had been spared and that Haman was to be hanged on his own gallows.
5. Show children the Queen Esther Power Point.
<http://www.slideboom.com/presentations/394375/Esther-Powerpoint>

30. Jesus and the Man on the Roof



A few days after Jesus had touched a man who had leprosy and made him better, Jesus was going from town to town performing miracles. Everyone wanted to see Him. As Jesus entered one of the homes in Capernaum people quickly gathered around him. There was a huge crowd. People pushed and shoved to get closer.

Four men heard that Jesus was in town. They decided to carry their paralyzed friend on a mat to see if he could be healed. Nearing the house where Jesus was, they realized that they wouldn't be able to get through to see him. One of them decided to take the paralyzed man to the roof of the building. Most houses had staircases outside to get to the flat roof. After digging through the roof the men lowered the mat the paralyzed man was lying on down to where Jesus was.

I'm sure Jesus was smiling as the man was being lowered down. These men were so sure that Jesus would be able to heal him.

The first thing Jesus said when He saw that they believed was, "Son, your sins are forgiven."

Some of the teachers of the law heard Jesus forgive the man and they began thinking, "How dare this man forgive sins? Only God can do that."

Immediately Jesus knew what they were thinking and said to them, "Why are you thinking these things?" Jesus asked them, "Which was easier: to say to the paralytic, 'Your sins are forgiven,' or to say, 'Get up, take your mat and walk'? But that you may know that the Son of Man has authority on earth to forgive sins."


Jesus was reminding the teachers of the law that He was the Son of Man. God has given him the power to forgive sins and heal people. These things could not be done by just a regular person but only by God.

Then, before He was finished Jesus said to the paralyzed man, "I tell you, get up, take your mat and go home."

The man got up, took his mat and walked out in full view of them all.

The crowd was very amazed and they praised God saying, "We have never seen anything like this!"

Follow up Activities: Jesus and the Man on the Roof



1. Have children make stick puppets and use them to tell the story of Jesus' healing the man on the roof.
2. Have one child lie on a blanket and four more try to lift him. Have children imagine carrying their friend down the street, up the stairs and then lowering him through a hole they'd dug in the roof. Have them write about the experience as if they were one of the four men.
3. Play blanket relay. Give each team a blanket to carry a basketball from the start to finish line without dropping the item. If the item drops to the ground, the team must stop and go back to the starting line with the item to be carried, and start over.
4. Watch the video together.
<https://www.youtube.com/watch?v=MxkJAvm5UKs>
5. Teach children the song about Jesus healing the paralytic. <https://www.youtube.com/watch?v=0LqHYkGU4Zg>

31. The Story of Ruth



In a place called Moab there lived a nice family. Elimelech, his wife, Naomi, and their two sons had moved to Moab because there was more food in Moab. There was a famine where they used to live. After a while Elimelech died. Naomi wasn't alone. She still had her two sons.

Her sons got married. But after ten years, they died too. Naomi still had her sons' wives, Orpah and Ruth, to keep her company and look after her.

Naomi told her sons' wives, "I am going to go back to where I used to live. I would like you also to go back to your family where you used to live. She wished them each well and hugged them.

All three women cried because they were such good friends.

Orpah didn't want to leave Naomi. However, Naomi convinced her that she would be fine. So, Orpah left to go back to her family. Naomi tried to convince Ruth that she should return home to her family. But, Ruth was adamant. She would not leave Naomi.

"Don't ask me to leave," she begged. "Where you go, I will go. Where you stay, I will stay. Your friends will be my friends and your God will be my God."

So Ruth and Naomi returned to Bethlehem together. It was a good thing Ruth went with Naomi because Bethlehem was very far away. Naomi was no longer young. She couldn't have traveled all that way by herself.

Ruth never complained about having to go slower or having to help Naomi. Ruth just quietly was a good friend to Naomi. Ruth expected nothing in return. She just wanted to help her friend.

When they arrived in Bethlehem, Ruth decided that she should do some kind of work. It was harvest time. So, Ruth worked in the fields following behind the harvesters and picking up any barley that the harvesters had dropped. Remember in those days crops were planted and harvested by hand. There were no machines.

The owner of the field came by to greet the harvesters and noticed Ruth in the field. He asked one of the harvesters who she was. "She came back from Moab with Naomi," the harvester responded. "That's all I know."

Lucky for Ruth, the owner of the field was Boaz. Boaz was a kind man God-fearing man. Boaz had also been related to Naomi's husband, Elimelech.

Boaz went to go talk to Ruth, he told her, "Don't go to work in any other field. Stay here with the other servant girls. I will make sure you are safe. Whenever you are thirsty go and get a drink from the water jars."

When Ruth heard this she bowed down to Boaz and asked, "Why are you being so nice to me? I'm not even from here."

Boaz replied, "I know what you've done for Naomi. You left your family and moved to a place you've never been. Consider this my way of rewarding your kindness."

Ruth thanked Boaz and continued with her work in the hot sun. Boaz even ordered his workers to drop extra barley so Ruth could have more for herself!

Ruth took all the barley home and shared what she had with Naomi.

Eventually, Ruth married Boaz. Naomi moved in with them and God smiled on their home.

Follow up Activities: The Story of Ruth



1. Watch the video with the children. Pause to discuss where required. <https://www.youtube.com/watch?v=XDmF14sbF6g>
2. Being a good friend takes a long time to learn. A good friend is loyal. A good friend always keeps her promises. Sometimes when you don't feel like being a friend you are anyway. Our friends aren't perfect. They make mistakes but we make mistakes too. Have children make a list of the qualities of a good friend. Then have them choose their best ideas and use them to create a friendship poem.
3. Use a loom and elastics to create a friendship bracelet.
4. Pass out coloured construction paper—a different colour for each child. Have each make five tracings of his/her handprint and print his name neatly on each of his handprints. Place all handprints in a box. Have children take turns drawing out one handprint until each child has five handprints in five different colours.

Have children interview one another to find five favourites: colour; food; hobby; sport; pet...Children should print each answer on a finger of the hand. E.g., pizza; polar bear; playing Barbies; purple.

Have each child create a Friendship Wreath by taking each of his five handprints and gluing them on a wreath shaped cardboard, “wrists” to the centre. Display the wreaths for each to read.

5. Teach children “The Friends Song”.

https://www.youtube.com/watch?v=O35sBA_vkHc

6. Have children use the letters of FRIENDSHIP to create an acrostic poem about what friendship means to them.

7. Have children create a picture book about friendship using the ideas of their acrostic poems in #6.

8. Create a classroom friendship tree. On a sapling have each child design a leaf. Put their pictures on the leaves and have each child print what friendship means to them.

9. Have children each select the name of a “Secret Friend” from a barrel containing all the children’s names. For a week, have each child do at least one kindly deed for that secret friend. They must try to do this kindly act without the secret friend discovering who his secret friend is. To confuse friends children are encouraged to do kind things for other children as well. Each time a child receives a kindly act, he should write down the act and who they think did it.

At the end of the week, children report what kindly things were done and who they think did them. They then get one guess about how their secret friend is.

10. Conclude Friendship Week with teaching “The Friendship Song”. <https://www.youtube.com/watch?v=tKwhLP4Mwg8>

Thank you!

Thank you for purchasing this book. "Bible For Kids: A Collection of Bible Stories for Children Complete with Fun-Filled Follow-up Activities"

If you enjoyed this book or received value from it in any way, then I'd like to ask you for a favor: would you be kind enough to leave a review for this book on Amazon? It'd be greatly appreciated!

[Click here to leave a review on Amazon.com](#)

Bible For Kids: A Collection of Bible Stories for Children Complete with Fun-Filled Follow-up Activities

Copyright © 2014 by Fiona
Wesley Email:
fionawesley@yahoo.com